



ETECSA
Empresa de Transmisión Eléctrica, S.A.

Informe de Contrataciones 2014-2034

Agosto 2014

Ave. Ricardo J. Alfaro. Edif. Sun Towers Mall, Piso 3
Tel.: (+507) 501-3800 • Fax: (+507) 501-3506 • www.etsa.com.pa

Contenido

1	INFORMACIÓN DE LOS CONTRATOS 2014-2034	1
1.1	CONTRATOS VIGENTES DE EDEMET	1
1.2	CONTRATOS VIGENTES DE EDECHI	8
1.3	CONTRATOS VIGENTES DE ENSA	15
2	PRONÓSTICOS DE DEMANDA 2014-2034	23
2.1	PRONÓSTICO DE DEMANDA DE EDEMET	23
2.2	PRONÓSTICO DE DEMANDA DE EDECHI	24
2.3	PRONÓSTICO DE DEMANDA DE ENSA	25
3	NIVELES DE CONTRATACIÓN DE POTENCIA Y ENERGÍA	27
3.1	NIVELES DE CONTRATACIÓN DE POTENCIA	27
3.1.1	NIVEL DE CONTRATACIÓN ACTUAL DE EDEMET	27
3.1.2	NIVEL DE CONTRATACIÓN ACTUAL DE EDECHI	29
3.1.3	NIVEL DE CONTRATACIÓN ACTUAL DE ENSA	31
3.2	NIVEL DE CONTRATACIÓN DE ENERGÍA	32
3.2.1	NIVEL DE CONTRATACIÓN ACTUAL DE EDEMET	33
3.2.2	NIVEL DE CONTRATACIÓN ACTUAL DE EDECHI	35
3.2.3	NIVEL DE CONTRATACIÓN ACTUAL DE ENSA	37
4	REQUERIMIENTOS DE POTENCIA Y ENERGÍA	39
4.1	REQUERIMIENTOS DE POTENCIA DE EDEMET	39
4.2	REQUERIMIENTOS DE POTENCIA DE EDECHI	40
4.3	REQUERIMIENTOS DE POTENCIA DE ENSA	40
4.4	REQUERIMIENTOS DE ENERGÍA DE EDEMET	41
4.5	REQUERIMIENTOS DE ENERGÍA DE EDECHI	41
4.6	REQUERIMIENTOS DE ENERGÍA DE ENSA	42
5	NECESIDADES DE CONTRATACIÓN DE POTENCIA Y ENERGÍA	43
5.1	NECESIDADES MÍNIMAS DE CONTRATACIÓN 2014-2034	43
5.1.1	NECESIDADES MÍNIMAS DE CONTRATACIÓN DE POTENCIA FIRME	43
5.1.2	NECESIDADES MÍNIMAS DE CONTRATACIÓN DE ENERGÍA	45
6	NUEVOS ACTOS DE CONTRATACIONES PROGRAMADOS	47
6.1	CONTRATACIONES DE CORTO PLAZO (2015-2016)	47
6.2	CONTRATACIONES DE LARGO PLAZO (2017-2034)	48
7	NUEVO NIVEL DE CONTRATACIONES	53
7.1	POTENCIA TOTAL CONTRATADA	53
7.2	ENERGÍA TOTAL CONTRATADA	55
7.3	NIVELES DE CONTRATACIÓN DE POTENCIA	57
7.4	NIVELES DE CONTRATACIÓN DE ENERGÍA	60

1 Información de los Contratos 2014-2034

Según información entregada por las Empresas Distribuidoras estos son los contratos vigentes

1.1 Contratos Vigentes de EDEMET

Contratos de Potencia con Energía Asociada

Licitación	Generadora	contrato	Fecha		Precio Pot. (\$/KW-mes)	Precio (\$/KWh)		DMG
			Inicio	Final		Energía	Indx	
EDEMET - EDECHI 01-05	AES PANAMA	12-05	01/01/2009	31/12/2018	16.56	0.0349		DMGA
EDEMET - EDECHI 02-05	AES PANAMA	15-06	01/01/2011	31/12/2020	1.00	0.0787		DMG-RCA
EDEMET-ELEKTRA 001-07	GENERADORA DEL ATLÁNTICO, S.A.	08-07	01/06/2009	30/06/2014	12.00	0.0194	0.1418	DMG-RC
EDEMET-ELEKTRA 001-07	IDB	09-07	01/08/2008	30/06/2014	31.00	0.0135	0.1418	DMG-RC
EDEMET-ELEKTRA 001-07	ENERGÍA Y SERVICIOS DE PANAMÁ, S.A.	11-07	01/07/2009	30/06/2014	12.00	0.0629		DMG-RC
EDEMET 01-08	AES PANAMA	04-08	01/01/2012	31/12/2020	10.00	0.0729		DMG-RC
EDEMET 01-08	HYDRO CAISÁN, S.A.	05-08	01/07/2014	30/06/2024	31.62	0.0306		DMG-RC
EDEMET 01-08	ENEL FORTUNA S.A	06-08	01/01/2013	31/12/2022	12.00	0.0750		DMG-RC
EDEMET 01-08	ELECTRO INVESTMENT	07-08	01/01/2014	31/12/2023	15.00	0.0695		DMG-RC
EDEMET 01-08	AES PANAMA	08-08	01/01/2013	31/12/2022	10.00	0.0798		DMG-RC
EDEMET 01-08	ALTERNEGY	09-08	01/01/2014	31/12/2023	25.71	0.0654		DMG-RC
EDEMET 01-08	BONTEX	10-08	01/01/2013	21/12/2022	25.71	0.0654		DMG-RC
LPI 01-11	GENERADORA PEDREGALITO, S.A.	12-11	01/01/2012	31/12/2014	30.00	0.0542		DMG-RC
LPI 01-11	GENERADORA RIO CHICO, S.A.	13-11	01/01/2012	31/12/2014	30.00	0.0542		DMG-RC
LPI 01-11	GENERADORA ALTO VALLE, S.A.	14-11	01/01/2012	30/06/2015	30.00	0.0542		DMG-RC
LPI 01-11	ELECTROGENERADORA DEL ISTMO, S.A.	15-11	01/01/2012	31/12/2014	25.00	0.0733		DMG-RC
LPI 01-11	CALDERA ENERGY CORP.	16-11	01/01/2012	31/12/2014	25.00	0.0733		DMG-RC
LPI 01-11	HIDRO PIEDRA, S.A.	17-11	01/01/2012	31/12/2014	12.58	0.1049		DMG-RC
LPI 02-10	MIFTA POWER, INC.	24-11	01/01/2015	31/12/2029	10.25	0.0797		DMG-RC
LPI 02-10	ENEL FORTUNA S.A	25-11	01/01/2015	31/12/2029	8.27	0.1085		DMG-RC
LPI 02-10	ELECTROGENERADORA DEL ISTMO, S.A.	26-11	01/01/2015	31/12/2029	25.00	0.0633		DMG-RC
LPI 02-10	ENERGÍA Y SERVICIOS DE PANAMÁ, S.A.	27-11	01/01/2015	31/12/2029	12.00	0.0910		DMG-RC
LPI 02-10	GENERADORA PEDREGALITO, S.A.	28-11	01/01/2015	31/12/2029	30.00	0.0542		DMG-RC
LPI 02-10	GENERADORA RIO CHICO, S.A.	29-11	01/01/2015	31/12/2029	30.00	0.0542		DMG-RC
LPI 02-10	GENERADORA ALTO VALLE, S.A.	30-11	01/01/2015	30/06/2030	30.00	0.0542		DMG-RC
LPI 02-10	HIDROECOLÓGICA DEL TERIBE, S.A.	31-11	01/01/2015	31/12/2029	8.50	0.1094		DMG-RC
LPI 02-10	DES. HIDRO. CORP.	32-11	01/01/2015	31/12/2029	10.35	0.0965		DMG-RC
LPI 02-10	CONS. HID. TABASARÁ, S.A.	33-11	01/01/2015	31/12/2029	9.00	0.1008		DMG-RC
LPI 02-10	HIDRO. SAN LORENZO	34-11	01/01/2015	31/12/2029	15.00	0.0895		DMG-RC
LPI 02-10	CALDERA ENERGY CORP.	35-11	01/01/2015	31/12/2029	25.00	0.0633		DMG-RC
LPI 04-12 (R1)	HIDRO PIEDRA, S.A.	65-12	01/01/2013	31/12/2015	8.20	0.1030		DMG-RC
LPI 01-12	AES PANAMA	117-12	01/01/2016	31/12/2030	10.00	0.0901		DMG-RC
LPI 01-12	HIDRO PIEDRA, S.A.	118-12	01/01/2016	31/12/2030	8.36	0.0940		DMG-RC
LPI 01-12	CORPORACIÓN DE ENERGÍA DEL ISTMO, S.A.	119-12	01/01/2016	31/12/2030	8.90	0.1000		DMG-RC
LPI 01-12	S.FRANCOLÍ	121-12	01/01/2016	31/12/2030	13.53	0.1035		DMG-RC
LPI 05-12	AUTORIDAD DEL CANAL DE PANAMÁ	127-12	01/01/2013	31/12/2016	11.50	0.0146	0.1314	DMG-RC
LPI 05-12	PEDREGAL POWER	138-12	01/01/2013	31/12/2016	0.00	0.0494	0.1348	DMG-RC
LPI 01-14	EMPRESA DE GENERACION ELECTRICA, S.A	11-14	01/07/2020	31/06/2040	32.06	0.0727		DMG-RC

Precios Promedios de Potencia y Energía

Contratos de Sólo Potencia

Licitación	Generadora	contrato	Fecha		Precio Pot. (\$/KW-mes)	Indx (\$/KW-mes)	
			Inicio	Final		IPF	PCT
Contrato Modificado	GENERADORA DEL ATLÁNTICO, S.A.	CM 08-07	01/01/2013	31/12/2014	12.00		
LPI 06-10	ENERGÍA Y SERVICIOS DE PANAMÁ, S.A.	17-10	01/01/2011	31/12/2014	10.50		
LPI 06-10	ENEL FORTUNA S.A	19-10	01/01/2011	31/12/2014	9.27		
LPI 06-10	GENERADORA DEL ATLÁNTICO, S.A.	21-10	01/01/2011	31/12/2014	10.37		
LPI 06-10	AUTORIDAD DEL CANAL DE PANAMÁ	23-10	01/01/2011	31/12/2014	7.50		
LPI 04-11	HIDROIBERICA, S.A.	74-11	01/01/2012	31/12/2014	8.96	0.50	
LPI 04-11	ENEL FORTUNA S.A	75-11	01/01/2012	31/12/2014	9.14		3.00
LPI 04-11	HIIDRO BOQUERON	76-11	01/01/2012	31/12/2014	9.20	0.50	
LPI 04-11	PEDREGAL POWER	77-11	01/01/2012	31/12/2014	10.00	0.50	
LPI 04-11	AUTORIDAD DEL CANAL DE PANAMÁ	79-11	01/01/2012	31/12/2014	10.49	0.50	
LPI 04-12 (R2)	HIDRO PANAMÁ, S.A.	67-12	01/01/2013	31/12/2015	8.75		
LPI 04-12 (R2)	HIDROECOLÓGICA DEL TERIBE, S.A.	68-12	01/01/2013	31/12/2015	9.50		
LPI 04-12 (R2)	IDEAL PANAMÁ, S.A.	69-12	01/01/2013	31/12/2015	10.00		
LPI 04-12 (R2)	ISTMUS HYDRO POWER CORP.	70-12	01/01/2013	31/12/2015	10.00	0.50	
LPI 04-12 (R2)	LAS PERLAS NORTE, S.A.	71-12	01/01/2013	31/12/2015	10.00	0.50	
LPI 04-12 (R2)	LAS PERLAS SUR, S.A.	72-12	01/01/2013	31/12/2015	10.00	0.50	
LPI 04-12 (R2)	CAFÉ DE ELETA, S.A.	73-12	01/01/2013	31/12/2015	10.00		
LPI 04-12 (R2)	ENEL FORTUNA S.A	74-12	01/01/2013	31/12/2015	6.64		3.00
LPI 04-12 (R2)	GENERADORA DEL ATLÁNTICO, S.A.	75-12	01/01/2013	31/12/2015	9.50		0.19
LPI 04-12 (R2)	AUTORIDAD DEL CANAL DE PANAMÁ	76-12	01/01/2013	31/12/2015	10.97		
LPI 05-12	GENERADORA DEL ATLÁNTICO, S.A.	129-12	01/01/2013	31/12/2016	8.68		
LPI 05-12	BAHIA LAS MINAS, S.A	130-12	01/01/2013	31/12/2016	9.49		
LPI 05-12	AUTORIDAD DEL CANAL DE PANAMÁ	131-12	01/01/2013	31/12/2016	10.49		
LPI 05-12	IDB	132-12	01/01/2013	31/12/2016	11.01		
LPI 05-13	AGGREKO INTERNATIONAL PROJECTS LIMITED	42-13	01/04/2014	30/09/2014	30.00		
LPI 06-13	SOENERGY PANAMÁ, S DE R.L.	75-13	01/04/2014	30/09/2014	26.00		

Precio Promedio de Potencia

Potencia Firme Contratada (MW)

No. Contrato	2014	2015	2016	2017	2018	2019	2020	2021	2022	2023	2024	2025	2026	2027	2028	2029	2030	2031	2032	2033	2034	
12-05	196.00	196.00	196.00	196.00	196.00																	
15-06	15.00	15.00	15.00	15.00	15.00	15.00	15.00															
08-07	18.00	36.00																				
CM 08-07	18.00																					
09-07	62.25																					
11-07	1.44																					
04-08	77.00	77.00	77.00	77.00	77.00	77.00	77.00	77.00														
05-08	17.04	17.04	17.04	17.04	17.04	17.04	17.04	17.04	17.04	17.04	17.04											
06-08	26.95	26.95	26.95	26.95	26.95	26.95	26.95	26.95	26.95													
07-08	34.65	34.65	34.65	34.65	34.65	34.65	34.65	34.65	34.65	34.65	34.65											
08-08	31.57	31.57	31.57	31.57	31.57	31.57	31.57	31.57	31.57													
09-08	61.60	61.60	61.60	61.60	61.60	61.60	61.60	61.60	61.60													
10-08	15.40	15.40	15.40	15.40	15.40	15.40	15.40	15.40	15.40													
17-10	3.73																					
19-10	3.00																					
21-10	1.25																					
23-10	9.00																					
12-11	3.94																					
13-11	2.42																					
14-11	2.30																					
15-11	1.17																					
16-11	2.94																					
17-11	1.34																					
24-11		6.67	6.67	6.67	6.67	6.67	6.67	6.67	6.67	6.67	6.67	6.67	6.67	6.67	6.67	6.67						
25-11		19.68	19.68	19.68	19.68	19.68	19.68	19.68	19.68	19.68	19.68	19.68	19.68	19.68	19.68	19.68						
26-11		0.83	0.83	0.83	0.83	0.83	0.83	0.83	0.83	0.83	0.83	0.83	0.83	0.83	0.83	0.83						
27-11		3.65	3.65	3.65	3.65	3.65	3.65	3.65	3.65	3.65	3.65	3.65	3.65	3.65	3.65	3.65						
28-11		2.63	2.63	2.63	2.63	2.63	2.63	2.63	2.63	2.63	2.63	2.63	2.63	2.63	2.63	2.63						
29-11		1.61	1.61	1.61	1.61	1.61	1.61	1.61	1.61	1.61	1.61	1.61	1.61	1.61	1.61	1.61						
30-11		1.53	1.53	1.53	1.53	1.53	1.53	1.53	1.53	1.53	1.53	1.53	1.53	1.53	1.53	1.53						
31-11		6.67	6.67	6.67	6.67	6.67	6.67	6.67	6.67	6.67	6.67	6.67	6.67	6.67	6.67	6.67						
32-11		1.27	1.27	1.27	1.27	1.27	1.27	1.27	1.27	1.27	1.27	1.27	1.27	1.27	1.27	1.27						
33-11		7.93	7.93	7.93	7.93	7.93	7.93	7.93	7.93	7.93	7.93	7.93	7.93	7.93	7.93	7.93						
34-11		0.89	0.89	0.89	0.89	0.89	0.89	0.89	0.89	0.89	0.89	0.89	0.89	0.89	0.89	0.89						

Potencia Máxima Contratada

Potencia Firme Contratada (MW) (Continuación)

No. Contrato	2014	2015	2016	2017	2018	2019	2020	2021	2022	2023	2024	2025	2026	2027	2028	2029	2030	2031	2032	2033	2034
35-11		2.00	2.00	2.00	2.00	2.00	2.00	2.00	2.00	2.00	2.00	2.00	2.00	2.00	2.00	2.00					
74-11	1.33																				
75-11	80.10																				
76-11	0.79																				
77-11	14.96																				
79-11	27.28																				
65-12		1.14																			
67-12	0.57																				
68-12		3.04																			
69-12	16.15	12.76																			
70-12	1.92	1.51																			
71-12	1.89	1.50																			
72-12	1.89	1.50																			
73-12	0.04	0.04																			
74-12	2.49	44.61																			
75-12	44.47	79.01																			
76-12		33.06																			
117-12						95.40	95.40	125.40	185.40	210.00	210.00	210.00	210.00	210.00	210.00	210.00	210.00				
118-12			1.20	1.20	1.20	1.07	1.07	1.07	1.07	1.07	1.07	1.07	1.07	1.07	1.07	1.07	1.07				
119-12			5.90	5.90	5.90	5.29	5.29	5.29	5.29	5.29	5.29	5.29	5.29	5.29	5.29	5.29	5.29				
121-12						0.17	0.55	0.55	0.55	0.55	0.55	0.55	0.55	0.55	0.55	0.55	0.55				
127-12	19.93	18.79	32.86																		
129-12	35.00	15.02	81.90																		
130-12	49.00	48.30	44.10																		
131-12	2.52	21.60	19.60																		
132-12	37.80	41.40	25.76																		
138-12	19.93	25.73	26.29																		
42-13	41.60																				
75-13	31.20																				
11-14							60.00	60.00	60.00	60.00	60.00	60.00	60.00	60.00	60.00	60.00	60.00	60.00	60.00	60.00	60.00
	1004.41	898.54	768.18	537.67	537.67	436.50	496.88	511.88	494.88	383.96	383.96	349.31	332.27	332.27	332.27	332.27	276.91	60.00	60.00	60.00	60.00

Potencia Máxima Contratada

Contratos de Sólo Energía

Licitación	Generadora	contrato	Fecha		Precio (\$/KWh)	
			Inicio	Final	Energía	Indx
Contrato Cedido	ENEL FORTUNA S.A	Cpe 08-07 GENA	01/01/2013	31/12/2014	0.1000	
LPI 03-10	PASO ANCHO HYDRO POWER	86-11	01/11/2018	30/06/2024	0.0999	
LPI 03-10	HIDROECOLÓGICA DEL TERIBE, S.A.	87-11	01/08/2014	30/06/2024	0.1300	
LPI 05-11	UEP (PE NUEVO CHAGRES)	15-12	01/07/2014	30/06/2029	0.0950	
LPI 05-11	UEP (PE ROSA DE LOS VIENTOS)	16-12	01/07/2014	30/06/2029	0.0980	
LPI 05-11	UEP (PE PORTOBELLO)	17-12	01/07/2014	30/06/2029	0.1080	
LPI 05-11	UEP (PE MARAÑÓN)	18-12	01/07/2014	30/06/2029	0.1100	
LPI 04-12 (R3)	HYDRO CAISÁN, S.A.	87-12	01/07/2012	31/12/2015	0.1095	
LPI 04-12 (R3)	CALDERA ENERGY CORP.	88-12	01/07/2012	31/12/2015	0.1150	
LPI 04-12 (R3)	ELECTROGENERADORA DEL ISTMO, S.A.	89-12	01/07/2012	31/12/2015	0.1150	
LPI 04-12 (R3)	GENERADORA PEDREGALITO, S.A.	90-12	01/07/2012	31/12/2015	0.1145	
LPI 04-12 (R3)	GENERADORA RIO CHICO, S.A.	91-12	01/07/2012	31/12/2015	0.1145	
LPI 04-12 (R3)	HIDROIBERICA, S.A.	92-12	01/07/2012	31/12/2015	0.1151	
LPI 04-12 (R3)	GENERADORA ALTO VALLE, S.A.	93-12	01/07/2012	31/12/2015	0.1195	
LPI 04-12 (R3)	ENERGÍA Y SERVICIOS DE PANAMÁ, S.A.	94-12	01/07/2012	31/12/2015	0.1200	
LPI 04-12 (R3)	HIDRO PANAMÁ, S.A.	95-12	01/07/2012	31/12/2015	0.1350	
LPI 04-12 (R3)	LAS PERLAS NORTE, S.A.	96-12	01/07/2012	31/12/2015	0.1349	
LPI 04-12 (R3)	LAS PERLAS SUR, S.A.	97-12	01/07/2012	31/12/2015	0.1349	
LPI 04-12 (R3)	GENERADORA DEL ISTMO, S.A.	98-12	01/07/2012	31/12/2015	0.1367	
LPI 04-12 (R3)	ISTMUS HYDRO POWER CORP.	99-12	01/07/2012	31/12/2015	0.1399	
LPI 04-12 (R3)	FOUNTAIN INTERTRADE CORP	100-12	01/07/2012	31/12/2015	0.1399	
LPI 07-12	HIDROELÉCTRICA TIZINGAL, S.A.	02-13	01/01/2017	31/12/2027	0.0960	
LPI 07-12	CALDERA ENERGY CORP.	03-13	01/05/2016	31/12/2027	0.1045	
LPI 07-12	ELECTROGENERADORA DEL ISTMO, S.A.	04-13	01/05/2016	31/12/2027	0.1063	
LPI 07-12	FOUNTAIN INTERTRADE CORP	05-13	01/06/2015	31/12/2027	0.1117	
LPI 07-12	HIDROIBERICA, S.A.	06-13	01/03/2013	31/12/2027	0.1170	
LPI 07-12	NAVITAS INTERNACIONAL, S.A.	07-13	01/01/2016	31/12/2027	0.0897	
LPI 07-12	HIDROECOLÓGICA DEL TERIBE, S.A.	08-13	01/05/2016	31/12/2027	0.1179	
LPI 07-12	HIDRONORTH CORP.	09-13	01/07/2014	31/12/2027	0.1300	
LPI 02-13	PASO ANCHO HYDRO POWER	23-13	01/01/2025	31/12/2027	0.1220	
LPI 02-13	EMPRESA NACIONAL DE ENERGÍA, S.A	24-13	01/01/2016	31/12/2027	0.1190	
LPI 02-13	FUERZA ELÉCTRICA DEL ISTMO, S.A.	25-13	01/07/2013	31/12/2027	0.1021	
LPI 02-13	CAFÉ DE ELETA, S.A.	26-13	01/07/2013	31/12/2027	0.1283	
LPI 02-13	ENERGÍA Y SERVICIOS DE PANAMÁ, S.A.	27-13	01/07/2016	31/12/2027	0.1308	
LPI 02-13	GENERADORA PEDREGALITO, S.A.	28-13	01/06/2016	31/12/2027	0.1144	
LPI 02-13	GENERADORA RIO CHICO, S.A.	29-13	01/06/2016	31/12/2027	0.1144	
LPI 02-13	GENERADORA ALTO VALLE, S.A.	30-13	01/06/2016	31/12/2027	0.1148	
LPI 02-13	HYDRO CAISÁN, S.A.	31-13	01/06/2016	31/12/2027	0.1148	
LPI 08-13	PEDREGAL POWER	65-13	01/01/2014	31/12/2016	0.0500	0.1275
LPI 08-13	ACP	66-13	01/01/2014	31/12/2016	0.0192	0.1724
LPI 08-13	ALTERNEGY	67-13	01/01/2014	31/12/2016	0.0193	0.1733
LPI 08-13	GENERADORA DEL ATLÁNTICO, S.A.	68-13	01/01/2014	31/12/2016	0.0224	0.2014
LPI 08-13	TERMICA DEL CARIBE	69-13	01/01/2014	31/12/2016	0.0865	0.1401
LPI 04-13	GENERADORA PEDREGALITO, S.A.	45-13	01/01/2014	31/12/2016	0.1325	
LPI 04-13	GENERADORA RIO CHICO, S.A.	46-13	01/01/2014	31/12/2016	0.1325	
LPI 04-13	GENERADORA ALTO VALLE, S.A.	47-13	01/01/2014	31/12/2016	0.1325	
LPI 04-13	HYDRO CAISÁN, S.A.	48-13	01/01/2014	31/12/2016	0.1325	
LPI 04-13	HIDRO BOQUERÓN, S.A.	49-13	01/01/2014	31/12/2016	0.1336	
LPI 04-13	ENEL FORTUNA S.A	50-13	01/01/2014	31/12/2016	0.1267	0.0224
LPI 04-13	ISTMUS HYDRO POWER CORP.	51-13	01/01/2014	31/12/2016	0.1399	
LPI 04-13	LAS PERLAS NORTE, S.A.	52-13	01/01/2014	31/12/2016	0.1399	
LPI 04-13	LAS PERLAS SUR, S.A.	53-13	01/01/2014	31/12/2016	0.1399	
LPI 04-13	HIDRO PANAMÁ, S.A.	54-13	01/01/2014	31/12/2016	0.1510	
LPI 03-13	UEP (PE PORTOBELLO)	03-14	01/01/2019	31/12/2033	0.0919	
LPI 03-13	UEP (PE MARAÑÓN)	04-14	01/01/2019	31/12/2033	0.0949	
LPI 03-13	FERSA	05-14	01/01/2019	31/12/2033	0.0950	
LPI 03-13	NAURA ENERGY CORPORATION	06-14	01/01/2019	31/12/2033	0.0975	

Contratos de Energía Excedente

No.	EMPRESA	FECHA		Penergia
		INICIO	FINAL	\$/KWh
23-12	AUTORIDAD DEL CANAL DE PANAMÁ	01/jul/12	31/jul/15	0.11000
24-12	AES PANAMÁ	01/jul/12	31/jul/15	0.11500
25-12	ENERGÍA Y SERVICIOS DE PANAMÁ, S.A.	01/jul/12	31/jul/15	0.11980
26-12	ENEL FORTUNA	01/jul/12	31/jul/15	0.11990
27-12	FERSA PANAMÁ, S.A.	01/jul/12	31/jul/15	0.11000
28-12	CALDERA ENERGY CORP.	01/jul/12	31/jul/15	0.12750
29-12	ELECTROGENERADORA DEL ISTMO	01/jul/12	31/jul/15	0.12750
30-12	PASO ANCHO HYDRO POWER	01/jul/12	31/jul/15	0.12900
31-12	CAFÉ DE ELETA	01/jul/12	31/jul/15	0.13250
32-12	GENERADORA DEL ISTMO, S.A.	01/jul/12	31/jul/15	0.13460
33-12	BONTEX, S.A.	01/jul/12	31/jul/15	0.14500
34-12	ALTERNEGY, S.A.	01/jul/12	31/jul/15	0.14500
35-12	HIDRO PANAMÁ, S.A.	01/jul/12	31/jul/15	0.16500
36-12	ELECTRON INVESTMENT, S.A.	01/jul/12	31/jul/15	0.14850
37-12	ISTMUS HYDRO POWER	01/jul/12	31/jul/15	0.14490
38-12	LAS PERLAS NORTE, S.A.	01/jul/12	31/jul/15	0.14490
39-12	LAS PERLAS SUR, S.A.	01/jul/12	31/jul/15	0.14490
40-12	GENERADORA RÍO CHICO	01/jul/12	31/jul/15	0.14500
41-12	GENERADORA ALTO VALLE	01/jul/12	31/jul/15	0.14500
42-12	GENERADORA PEDREGALITO	01/jul/12	31/jul/15	0.14500
43-12	HYDRO CAISÁN	01/jul/12	31/jul/15	0.14500

Total de Potencia y Energía de los Contratos Vigentes

A continuación presentamos el total de potencia y energía contratada mensualmente para los años 2014-2034.

Cuadro No. 1 Potencia Firme Contratada Mensual (MW)

	ENE	FEB	MAR	ABR	MAY	JUN	JUL	AGO	SEP	OCT	NOV	DIC	MAX
2014	612.57	668.98	663.53	787.06	800.80	812.30	763.81	793.08	794.63	749.17	726.80	727.91	812.30
2015	706.25	755.30	739.24	795.92	789.26	782.17	744.37	776.95	768.86	783.44	752.21	772.10	795.92
2016	694.06	696.57	690.08	722.43	721.82	720.85	722.53	701.91	699.78	703.33	703.78	697.57	722.53
2017	537.67	537.67	537.67	537.67	537.67	537.67	537.67	537.67	537.67	537.67	537.67	537.67	537.67
2018	537.67	537.67	537.67	537.67	537.67	537.67	537.67	537.67	537.67	537.67	537.67	537.67	537.67
2019	436.50	436.50	436.50	436.50	436.50	436.50	436.50	436.50	436.50	436.50	436.50	436.50	436.50
2020	436.88	436.88	436.88	436.88	436.88	436.88	496.88	496.88	496.88	496.88	496.88	496.88	496.88
2021	511.88	511.88	511.88	511.88	511.88	511.88	511.88	511.88	511.88	511.88	511.88	511.88	511.88
2022	494.88	494.88	494.88	494.88	494.88	494.88	494.88	494.88	494.88	494.88	494.88	494.88	494.88
2023	383.96	383.96	383.96	383.96	383.96	383.96	383.96	383.96	383.96	383.96	383.96	383.96	383.96
2024	383.96	383.96	383.96	383.96	383.96	383.96	383.96	383.96	383.96	364.71	364.71	364.71	383.96
2025	349.31	349.31	349.31	349.31	349.31	349.31	349.31	349.31	349.31	349.31	349.31	349.31	349.31
2026	332.27	332.27	332.27	332.27	332.27	332.27	332.27	332.27	332.27	332.27	332.27	332.27	332.27
2027	332.27	332.27	332.27	332.27	332.27	332.27	332.27	332.27	332.27	332.27	332.27	332.27	332.27
2028	332.27	332.27	332.27	332.27	332.27	332.27	332.27	332.27	332.27	332.27	332.27	332.27	332.27
2029	332.27	332.27	332.27	332.27	332.27	332.27	332.27	332.27	332.27	332.27	332.27	332.27	332.27
2030	276.91	276.91	276.91	276.91	276.91	276.91	276.91	276.91	276.91	276.91	276.91	276.91	276.91
2031	60.00	60.00	60.00	60.00	60.00	60.00	60.00	60.00	60.00	60.00	60.00	60.00	60.00
2032	60.00	60.00	60.00	60.00	60.00	60.00	60.00	60.00	60.00	60.00	60.00	60.00	60.00
2033	60.00	60.00	60.00	60.00	60.00	60.00	60.00	60.00	60.00	60.00	60.00	60.00	60.00
2034	60.00	60.00	60.00	60.00	60.00	60.00	60.00	60.00	60.00	60.00	60.00	60.00	60.00

Cuadro No. 2 Energía Contratada Mensual (GWh)

	ENE	FEB	MAR	ABR	MAY	JUN	JUL	AGO	SEP	OCT	NOV	DIC	TOTAL
2014	275.32	269.99	309.49	304.37	307.55	312.15	313.34	325.62	314.82	332.66	312.08	332.96	3710.35
2015	335.77	313.99	365.43	364.26	342.04	339.93	356.17	363.33	359.17	379.19	349.19	361.03	4229.50
2016	358.94	333.84	386.13	365.45	357.25	360.86	358.39	363.98	353.77	395.66	371.17	360.25	4365.68
2017	265.51	264.88	308.98	287.25	276.46	275.42	275.88	284.00	276.35	291.31	278.01	270.85	3354.89
2018	265.37	233.81	308.98	286.96	276.48	275.36	276.03	284.02	276.43	291.29	278.88	271.85	3325.45
2019	243.90	213.47	284.15	257.25	240.33	237.80	240.51	246.45	242.73	255.35	245.65	239.47	2947.06
2020	242.87	219.76	283.55	256.68	239.10	235.33	267.45	274.12	271.25	285.23	273.98	266.44	3115.76
2021	281.58	270.42	323.76	294.66	276.04	272.36	274.51	283.79	278.29	291.96	280.88	273.25	3401.50
2022	272.98	262.86	314.84	286.19	267.72	264.32	266.24	275.48	270.25	283.58	272.79	265.10	3302.33
2023	216.90	202.99	246.22	230.90	210.43	211.59	215.14	221.26	218.13	228.84	220.00	211.92	2634.30
2024	242.40	220.58	256.61	230.90	213.37	213.09	216.11	221.85	218.57	220.89	212.74	218.61	2685.72
2025	224.25	203.63	237.41	212.74	196.56	196.60	200.67	206.06	202.20	213.38	208.94	212.62	2515.05
2026	215.60	197.05	228.43	204.22	188.17	188.50	192.38	197.73	193.87	204.97	200.83	204.45	2416.19
2027	215.75	189.51	224.61	204.25	188.21	188.50	192.38	197.73	194.15	204.97	200.83	204.45	2405.33
2028	207.03	190.19	222.47	198.49	178.19	163.79	170.50	169.99	163.65	171.68	171.44	186.42	2193.85
2029	207.03	184.00	222.47	198.49	178.19	163.79	167.51	168.45	160.95	167.73	163.73	178.23	2160.56
2030	163.65	144.94	162.68	155.85	146.90	136.54	141.71	141.39	138.56	140.41	137.38	147.46	1757.46
2031	53.97	48.30	55.64	47.74	37.20	33.42	36.19	32.41	32.31	36.80	39.41	38.67	492.06
2032	50.44	49.65	49.76	39.36	40.62	33.42	36.19	35.36	33.50	36.80	39.41	47.68	492.18
2033	53.97	48.30	48.81	47.74	40.62	33.42	36.19	32.41	35.78	35.38	34.15	44.90	491.68
2034	30.34	26.73	31.50	29.91	29.40	28.52	29.19	29.33	28.35	29.61	28.56	28.77	350.19

1.2 Contratos Vigentes de EDECHI

Contratos de Potencia con Energía Asociada

Licitación	Generadora	contrato	Fecha		Precio Pot. (\$/KW-mes)	Precio (\$/KWh)	
			Inicio	Final		Energía	Indx
EDEMET - EDECHI 01-05	AES PANAMA	13-05	01/01/2009	31/12/2018	18.00	0.0341	
EDEMET - EDECHI 02-05	S.FRANCOLÍ	18-06	01/01/2011	30/06/2014	16.00	0.0450	
EDEMET - EDECHI 02-05	AES PANAMA	19-06	01/01/2011	31/12/2020	1.00	0.0787	
LPI 02-10	GENERADORA PEDREGALITO, S.A.	18-11	01/01/2012	31/12/2014	30.00	0.0542	
LPI 01-11	GENERADORA RIO CHICO, S.A.	19-11	01/01/2012	31/12/2014	30.00	0.0542	
LPI 01-11	GENERADORA ALTO VALLE, S.A.	20-11	01/01/2012	30/06/2015	30.00	0.0542	
LPI 01-11	ELECTROGENERADORA DEL ISTMO, S.A.	21-11	01/01/2015	31/12/2029	25.00	0.0733	
LPI 01-11	CALDERA ENERGY CORP.	22-11	01/01/2012	31/12/2014	25.00	0.0733	
LPI 01-11	HIDRO PIEDRA, S.A.	23-11	01/01/2012	31/12/2014	12.58	0.1049	
LPI 02-10	MIFTA POWER, INC.	36-11	01/01/2015	31/12/2029	10.25	0.0797	
LPI 02-10	ENEL FORTUNA S.A	37-11	01/01/2015	31/12/2029	8.27	0.1085	
LPI 02-10	ELECTROGENERADORA DEL ISTMO, S.A.	38-11	01/01/2015	31/12/2029	25.00	0.0633	
LPI 02-10	ENERGÍA Y SERVICIOS DE PANAMÁ, S.A.	39-11	01/01/2015	31/12/2029	12.00	0.0910	
LPI 02-10	GENERADORA PEDREGALITO, S.A.	40-11	01/01/2015	31/12/2029	30.00	0.0542	
LPI 02-10	GENERADORA RIO CHICO, S.A.	41-11	01/01/2015	31/12/2029	30.00	0.0542	
LPI 02-10	GENERADORA ALTO VALLE, S.A.	42-11	01/01/2015	30/06/2030	30.00	0.0542	
LPI 02-10	HIDROECOLÓGICA DEL TERIBE, S.A.	43-11	01/01/2015	31/12/2029	8.50	0.1094	
LPI 02-10	DES. HIDRO. CORP.	44-11	01/01/2015	31/12/2029	10.35	0.0965	
LPI 02-10	CONS. HID. TABASARÁ, S.A.	45-11	01/01/2015	31/12/2029	9.00	0.1008	
LPI 02-10	HIDRO. SAN LORENZO	46-11	01/01/2015	31/12/2029	15.00	0.0895	
LPI 02-10	CALDERA ENERGY CORP.	47-11	01/01/2015	31/12/2029	25.00	0.0633	
LPI 04-12 (R1)	HIDRO PIEDRA, S.A.	66-12	01/01/2013	31/12/2015	8.20	0.1030	
LPI 01-12	AES PANAMA	122-12	01/01/2016	31/12/2030	10.00	0.0901	
LPI 01-12	HIDRO PIEDRA, S.A.	123-12	01/01/2016	31/12/2030	8.36	0.0940	
LPI 01-12	CORPORACIÓN DE ENERGÍA DEL ISTMO, S.A.	124-12	01/01/2016	31/12/2030	8.90	0.1000	
LPI 01-12	S.FRANCOLÍ	126-12	01/01/2016	31/12/2030	13.53	0.1035	
LPI 05-12	AUTORIDAD DEL CANAL DE PANAMÁ	128-12	01/01/2013	31/12/2016	11.50	0.0146	0.1314
LPI 05-12	PEDREGAL POWER	139-12	01/01/2013	31/12/2016	0.00	0.0494	0.1348
LPI 01-14	EMPRESA DE GENERACION ELECTRICA, S.A	12-14	01/07/2020	31/06/2040	32.06	0.0727	

Precios Promedios de Potencia y Energía

Contratos de Sólo Potencia

Licitación	Generadora	contrato	Fecha		Precio Pot. (\$/KW-mes)	Indx (\$/KW-mes)	
			Inicio	Final		IPF	PCT
LPI 06-10	ENERGÍA Y SERVICIOS DE PANAMÁ, S.A.	18-10	01/01/2011	31/12/2014	10.50		
LPI 06-10	ENEL FORTUNA S.A.	20-10	01/01/2011	31/12/2014	9.27		
LPI 06-10	GENERADORA DEL ATLÁNTICO, S.A.	22-10	01/01/2011	31/12/2014	10.37		
LPI 06-10	AUTORIDAD DEL CANAL DE PANAMÁ	24-10	01/01/2011	31/12/2014	7.50		
LPI 04-11	HIDROIBERICA, S.A.	80-11	01/01/2012	31/12/2014	8.96	0.50	
LPI 04-11	ENEL FORTUNA S.A.	81-11	01/01/2012	31/12/2014	9.14		3.00
LPI 04-11	HIDRO BOQUERON	82-11	01/01/2012	31/12/2014	9.20	0.50	
LPI 04-11	PEDREGAL POWER	83-11	01/01/2012	31/12/2014	10.00	0.50	
LPI 04-11	AUTORIDAD DEL CANAL DE PANAMÁ	85-11	01/01/2012	31/12/2014	10.49	0.50	
LPI 04-12 (R2)	HIDRO PANAMÁ, S.A.	77-12	01/01/2013	31/12/2015	8.75		
LPI 04-12 (R2)	HIDROECOLÓGICA DEL TERIBE, S.A.	78-12	01/01/2013	31/12/2015	9.50		
LPI 04-12 (R2)	IDEAL PANAMÁ, S.A.	79-12	01/01/2013	31/12/2015	10.00		
LPI 04-12 (R2)	ISTMUS HYDRO POWER CORP.	80-12	01/01/2013	31/12/2015	10.00	0.50	
LPI 04-12 (R2)	LAS PERLAS NORTE, S.A.	81-12	01/01/2013	31/12/2015	10.00	0.50	
LPI 04-12 (R2)	LAS PERLAS SUR, S.A.	82-12	01/01/2013	31/12/2015	10.00	0.50	
LPI 04-12 (R2)	CAFÉ DE ELETA, S.A.	83-12	01/01/2013	31/12/2015	10.00		
LPI 04-12 (R2)	ENEL FORTUNA S.A.	84-12	01/01/2013	31/12/2015	6.24		3.00
LPI 04-12 (R2)	GENERADORA DEL ATLÁNTICO, S.A.	85-12	01/01/2013	31/12/2015	9.50		0.19
LPI 04-12 (R2)	AUTORIDAD DEL CANAL DE PANAMÁ	86-12	01/01/2013	31/12/2015	10.97		
LPI 05-12	GENERADORA DEL ATLÁNTICO, S.A.	133-12	01/01/2013	31/12/2016	8.68		
LPI 05-12	BAHIA LAS MINAS, S.A.	134-12	01/01/2013	31/12/2016	9.49		
LPI 05-12	AUTORIDAD DEL CANAL DE PANAMÁ	135-12	01/01/2013	31/12/2016	10.49		
LPI 05-12	IDB	136-12	01/01/2013	31/12/2016	11.01		
LPI 05-13	AGGREKO INTERNATIONAL PROJECTS LIMITED	43-13	01/04/2014	30/09/2014	30.00		
LPI 06-13	SOENERGY PANAMÁ, S DE R.L.	76-13	01/04/2014	30/09/2014	26.00		

Precio Promedio de Potencia

Potencia Firme Contratada (MW)

No. Contrato	2014	2015	2016	2017	2018	2019	2020	2021	2022	2023	2024	2025	2026	2027	2028	2029	2030	2031	2032	2033	2034	
13-05	29.00	29.00	29.00	29.00	29.00																	
18-06	0.71	0.71	0.71	0.71	0.71	0.40																
19-06	35.00	35.00	35.00	35.00	35.00	35.00	35.00															
18-10	1.86																					
20-10	1.50																					
22-10	0.63																					
24-10	4.50																					
18-11	0.98																					
19-11	0.60																					
20-11	0.57																					
21-11	0.29																					
22-11	0.74																					
23-11	0.33																					
36-11		0.67	0.67	0.67	0.67	0.67	0.67	0.67	0.67	0.67	0.67	0.67	0.67	0.67	0.67	0.67						
37-11		1.97	1.97	1.97	1.97	1.97	1.97	1.97	1.97	1.97	1.97	1.97	1.97	1.97	1.97	1.97						
38-11		0.08	0.08	0.08	0.08	0.08	0.08	0.08	0.08	0.08	0.08	0.08	0.08	0.08	0.08	0.08						
39-11		0.36	0.36	0.36	0.36	0.36	0.36	0.36	0.36	0.36	0.36	0.36	0.36	0.36	0.36	0.36						
40-11		0.26	0.26	0.26	0.26	0.26	0.26	0.26	0.26	0.26	0.26	0.26	0.26	0.26	0.26	0.26						
41-11		0.16	0.16	0.16	0.16	0.16	0.16	0.16	0.16	0.16	0.16	0.16	0.16	0.16	0.16	0.16						
42-11		0.15	0.15	0.15	0.15	0.15	0.15	0.15	0.15	0.15	0.15	0.15	0.15	0.15	0.15	0.15						
43-11		0.67	0.67	0.67	0.67	0.67	0.67	0.67	0.67	0.67	0.67	0.67	0.67	0.67	0.67	0.67						
44-11		0.13	0.13	0.13	0.13	0.13	0.13	0.13	0.13	0.13	0.13	0.13	0.13	0.13	0.13	0.13						
45-11		0.79	0.79	0.79	0.79	0.79	0.79	0.79	0.79	0.79	0.79	0.79	0.79	0.79	0.79	0.79						
46-11		0.09	0.09	0.09	0.09	0.09	0.09	0.09	0.09	0.09	0.09	0.09	0.09	0.09	0.09	0.09						
47-11		0.20	0.20	0.20	0.20	0.20	0.20	0.20	0.20	0.20	0.20	0.20	0.20	0.20	0.20	0.20						
80-11	0.09																					
81-11	4.80																					
82-11	0.05																					
83-11	1.02																					
85-11	1.24																					
66-12		0.21																				

Potencia Máxima Contratada

Potencia Firme Contratada (MW) (Continuación)

No. Contrato	2014	2015	2016	2017	2018	2019	2020	2021	2022	2023	2024	2025	2026	2027	2028	2029	2030	2031	2032	2033	2034	
77-12	0.49																					
78-12		0.59																				
79-12	10.00	2.47																				
80-12	1.66	0.29																				
81-12	1.64	0.29																				
82-12	1.64	0.29																				
83-12	0.04	0.01																				
84-12	1.66	8.64																				
85-12	12.91	12.51																				
86-12		6.12																				
122-12						11.13	11.13	14.63	21.63	24.50	24.50	24.50	24.50	24.50	24.50	24.50	24.50					
123-12			0.09	0.09	0.09	0.13	0.13	0.13	0.13	0.13	0.13	0.13	0.13	0.13	0.13	0.13	0.13					
124-12			0.44	0.44	0.44	0.62	0.62	0.62	0.62	0.62	0.62	0.62	0.62	0.62	0.62	0.62	0.62					
126-12						0.02	0.06	0.06	0.06	0.06	0.06	0.06	0.06	0.06	0.06	0.06	0.06					
128-12	7.88	7.30	6.44																			
133-12	10.00	3.89	14.30																			
134-12	14.70	10.50	7.70																			
135-12	0.84	5.60	3.85																			
136-12	12.60	9.00	5.06																			
139-12	7.88	15.66	5.15																			
43-13	6.40																					
76-13	4.80																					
12-14							9.60	9.60	12.00	12.00	12.00	12.00	12.00	12.00	12.00	12.00	12.00	12.00	12.00	12.00	12.00	12.00
	179.08	153.61	113.28	70.77	70.77	52.82	62.07	30.57	39.97	42.84	42.84	42.84	42.84	42.84	42.84	42.84	37.31	12.00	12.00	12.00	12.00	12.00

Potencia Máxima Contratada

Contratos de Sólo Energía

Licitación	Generadora	contrato	Fecha		Precio (\$/KWh)	
			Inicio	Final	Energía	Indx
LPI 03-10	PASO ANCHO HYDRO POWER	88-11	01/11/2018	30/06/2024	0.0999	
LPI 03-10	HIDROECOLÓGICA DEL TERIBE, S.A.	89-11	01/08/2014	30/06/2024	0.1300	
LPI 05-11	UEP (PE NUEVO CHAGRES)	19-12	01/07/2014	30/06/2029	0.0950	
LPI 05-11	UEP (PE ROSA DE LOS VIENTOS)	20-12	01/07/2014	30/06/2029	0.0980	
LPI 05-11	UEP (PE PORTOBELO)	21-12	01/07/2014	30/06/2029	0.1080	
LPI 05-11	UEP (PE MARAÑÓN)	22-12	01/07/2014	30/06/2029	0.1100	
LPI 04-12 (R3)	ENEL FORTUNA S.A	101-12	01/07/2012	31/12/2015	0.1095	
LPI 04-12 (R3)	CALDERA ENERGY CORP.	102-12	01/07/2012	31/12/2015	0.1150	
LPI 04-12 (R3)	ELECTROGENERADORA DEL ISTMO, S.A.	103-12	01/07/2012	31/12/2015	0.1150	
LPI 04-12 (R3)	GENERADORA PEDREGALITO, S.A.	104-12	01/07/2012	31/12/2015	0.1145	
LPI 04-12 (R3)	GENERADORA RIO CHICO, S.A.	105-12	01/07/2012	31/12/2015	0.1145	
LPI 04-12 (R3)	HIDROIBERICA, S.A.	106-12	01/07/2012	31/12/2015	0.1151	
LPI 04-12 (R3)	GENERADORA ALTO VALLE, S.A.	107-12	01/07/2012	31/12/2015	0.1195	
LPI 04-12 (R3)	ENERGÍA Y SERVICIOS DE PANAMÁ, S.A.	108-12	01/07/2012	31/12/2015	0.1200	
LPI 04-12 (R3)	HIDRO PANAMÁ, S.A.	109-12	01/07/2012	31/12/2015	0.1350	
LPI 04-12 (R3)	LAS PERLAS NORTE, S.A.	110-12	01/07/2012	31/12/2015	0.1349	
LPI 04-12 (R3)	LAS PERLAS SUR, S.A.	111-12	01/07/2012	31/12/2015	0.1349	
LPI 04-12 (R3)	GENERADORA DEL ISTMO, S.A.	112-12	01/07/2012	31/12/2015	0.1367	
LPI 04-12 (R3)	ISTMUS HYDRO POWER CORP.	113-12	01/07/2012	31/12/2015	0.1399	
LPI 04-12 (R3)	FOUNTAIN INTERTRADE CORP	114-12	01/07/2012	31/12/2015	0.1399	
LPI 07-12	HIDROELÉCTRICA TIZINGAL, S.A.	10-13	01/01/2017	31/12/2027	0.0960	
LPI 07-12	CALDERA ENERGY CORP.	11-13	01/05/2016	31/12/2027	0.1045	
LPI 07-12	ELECTROGENERADORA DEL ISTMO, S.A.	12-13	01/05/2016	31/12/2027	0.1063	
LPI 07-12	FOUNTAIN INTERTRADE CORP	13-13	01/06/2015	31/12/2027	0.1117	
LPI 07-12	HIDROIBERICA, S.A.	14-13	01/03/2013	31/12/2027	0.1170	
LPI 07-12	NAVITAS INTERNACIONAL, S.A.	15-13	01/01/2016	31/12/2027	0.0897	
LPI 07-12	HIDROECOLÓGICA DEL TERIBE, S.A.	16-13	01/05/2016	31/12/2027	0.1179	
LPI 07-12	HIDRONORTH CORP.	17-13	01/07/2014	31/12/2027	0.1300	
LPI 02-13	PASO ANCHO HYDRO POWER	32-13	01/01/2025	31/12/2027	0.1220	
LPI 02-13	EMPRESA NACIONAL DE ENERGÍA, S.A	33-13	01/01/2016	31/12/2027	0.1190	
LPI 02-13	FUERZA ELÉCTRICA DEL ISTMO, S.A.	34-13	01/07/2013	31/12/2027	0.1021	
LPI 02-13	CAFÉ DE ELETA, S.A.	35-13	01/07/2013	31/12/2027	0.1283	
LPI 02-13	ENERGÍA Y SERVICIOS DE PANAMÁ, S.A.	36-13	01/07/2016	31/12/2027	0.1308	
LPI 02-13	GENERADORA PEDREGALITO, S.A.	37-13	01/06/2016	31/12/2027	0.1144	
LPI 02-13	GENERADORA RIO CHICO, S.A.	38-13	01/06/2016	31/12/2027	0.1144	
LPI 02-13	GENERADORA ALTO VALLE, S.A.	39-13	01/06/2016	31/12/2027	0.1148	
LPI 02-13	HYDRO CAISÁN, S.A.	40-13	01/06/2016	31/12/2027	0.1148	
LPI 08-13	PEDREGAL POWER	70-13	01/01/2014	31/12/2016	0.0500	0.1275
LPI 08-13	ACP	71-13	01/01/2014	31/12/2016	0.0192	0.1724
LPI 08-13	ALTERNEGY	72-13	01/01/2014	31/12/2016	0.0193	0.1733
LPI 08-13	GENERADORA DEL ATLÁNTICO, S.A.	73-13	01/01/2014	31/12/2016	0.0224	0.2014
LPI 08-13	TERMICA DEL CARIBE	74-13	01/01/2014	31/12/2016	0.0865	0.1401
LPI 04-13	GENERADORA PEDREGALITO, S.A.	55-13	01/01/2014	31/12/2016	0.1325	
LPI 04-13	GENERADORA RIO CHICO, S.A.	56-13	01/01/2014	31/12/2016	0.1325	
LPI 04-13	GENERADORA ALTO VALLE, S.A.	57-13	01/01/2014	31/12/2016	0.1325	
LPI 04-13	HYDRO CAISÁN, S.A.	58-13	01/01/2014	31/12/2016	0.1325	
LPI 04-13	HIDRO BOQUERÓN, S.A.	59-13	01/01/2014	31/12/2016	0.1336	
LPI 04-13	ENEL FORTUNA S.A	60-13	01/01/2014	31/12/2016	0.1267	0.0224
LPI 04-13	ISTMUS HYDRO POWER CORP.	61-13	01/01/2014	31/12/2016	0.1399	
LPI 04-13	LAS PERLAS NORTE, S.A.	62-13	01/01/2014	31/12/2016	0.1399	
LPI 04-13	LAS PERLAS SUR, S.A.	63-13	01/01/2014	31/12/2016	0.1399	
LPI 04-13	HIDRO PANAMÁ, S.A.	64-13	01/01/2014	31/12/2016	0.1510	
LPI 03-13	UEP (PE PORTOBELO)	07-14	01/01/2019	31/12/2033	0.0919	
LPI 03-13	UEP (PE MARAÑÓN)	08-14	01/01/2019	31/12/2033	0.0949	
LPI 03-13	FERSA	09-14	01/01/2019	31/12/2033	0.0950	
LPI 03-13	NAURA ENERGY CORPORATION	10-14	01/01/2019	31/12/2033	0.0975	

Precios Promedios de Energía

Contratos de Energía Excedente

No.	EMPRESA	FECHA		Penergia
		INICIO	FINAL	\$/KWh
44-12	AUTORIDAD DEL CANAL DE PANAMÁ	01/jul/12	31/jul/15	0.11000
45-12	AES PANAMÁ	01/jul/12	31/jul/15	0.11500
46-12	ENERGÍA Y SERVICIOS DE PANAMÁ, S.A.	01/jul/12	31/jul/15	0.11980
47-12	ENEL FORTUNA	01/jul/12	31/jul/15	0.11990
48-12	FERSA PANAMÁ, S.A.	01/jul/12	31/jul/15	0.11000
49-12	CALDERA ENERGY CORP.	01/jul/12	31/jul/15	0.12750
50-12	ELECTROGENERADORA DEL ISTMO	01/jul/12	31/jul/15	0.12750
51-12	PASO ANCHO HYDRO POWER	01/jul/12	31/jul/15	0.12900
52-12	CAFÉ DE ELETA	01/jul/12	31/jul/15	0.13250
53-12	GENERADORA DEL ISTMO, S.A.	01/jul/12	31/jul/15	0.13460
54-12	BONTEX, S.A.	01/jul/12	31/jul/15	0.14500
55-12	ALTERNEGY, S.A.	01/jul/12	31/jul/15	0.14500
56-12	HIDRO PANAMÁ, S.A.	01/jul/12	31/jul/15	0.16500
57-12	ELECTRON INVESTMENT, S.A.	01/jul/12	31/jul/15	0.14850
58-12	ISTMUS HYDRO POWER	01/jul/12	31/jul/15	0.14490
59-12	LAS PERLAS NORTE, S.A.	01/jul/12	31/jul/15	0.14490
60-12	LAS PERLAS SUR, S.A.	01/jul/12	31/jul/15	0.14490
61-12	GENERADORA RÍO CHICO	01/jul/12	31/jul/15	0.14500
62-12	GENERADORA ALTO VALLE	01/jul/12	31/jul/15	0.14500
63-12	GENERADORA PEDREGALITO	01/jul/12	31/jul/15	0.14500
64-12	HYDRO CAISÁN	01/jul/12	31/jul/15	0.14500

Total de Potencia y Energía de los Contratos Vigentes

A continuación presentamos el total de potencia y energía contratada mensualmente para los años 2014-2034.

Cuadro No. 3 Potencia Firme Contratada Mensual (MW)

	ENE	FEB	MAR	ABR	MAY	JUN	JUL	AGO	SEP	OCT	NOV	DIC	MAX
2014	97.44	108.87	111.99	120.79	119.67	123.24	123.00	127.57	128.85	114.43	112.26	106.84	128.85
2015	103.59	115.96	117.98	116.10	111.28	108.81	109.78	116.30	114.82	114.01	110.29	109.66	117.98
2016	97.93	101.11	101.62	99.07	98.15	102.70	105.76	101.83	101.85	101.37	101.60	99.50	105.76
2017	70.77	70.77	70.77	70.77	70.77	70.77	70.77	70.77	70.77	70.77	70.77	70.77	70.77
2018	70.77	70.77	70.77	70.77	70.77	70.77	70.77	70.77	70.77	70.77	70.77	70.77	70.77
2019	52.82	52.82	52.82	52.82	52.82	52.82	52.42	52.42	52.42	52.42	52.42	52.42	52.82
2020	52.47	52.47	52.47	52.47	52.47	52.47	62.07	62.07	62.07	62.07	62.07	62.07	62.07
2021	30.57	30.57	30.57	30.57	30.57	30.57	30.57	30.57	30.57	30.57	30.57	30.57	30.57
2022	39.97	39.97	39.97	39.97	39.97	39.97	39.97	39.97	39.97	39.97	39.97	39.97	39.97
2023	42.84	42.84	42.84	42.84	42.84	42.84	42.84	42.84	42.84	42.84	42.84	42.84	42.84
2024	42.84	42.84	42.84	42.84	42.84	42.84	42.84	42.84	42.84	42.84	42.84	42.84	42.84
2025	42.84	42.84	42.84	42.84	42.84	42.84	42.84	42.84	42.84	42.84	42.84	42.84	42.84
2026	42.84	42.84	42.84	42.84	42.84	42.84	42.84	42.84	42.84	42.84	42.84	42.84	42.84
2027	42.84	42.84	42.84	42.84	42.84	42.84	42.84	42.84	42.84	42.84	42.84	42.84	42.84
2028	42.84	42.84	42.84	42.84	42.84	42.84	42.84	42.84	42.84	42.84	42.84	42.84	42.84
2029	42.84	42.84	42.84	42.84	42.84	42.84	42.84	42.84	42.84	42.84	42.84	42.84	42.84
2030	37.31	37.31	37.31	37.31	37.31	37.31	37.31	37.31	37.31	37.31	37.31	37.31	37.31
2031	12.00	12.00	12.00	12.00	12.00	12.00	12.00	12.00	12.00	12.00	12.00	12.00	12.00
2032	12.00	12.00	12.00	12.00	12.00	12.00	12.00	12.00	12.00	12.00	12.00	12.00	12.00
2033	12.00	12.00	12.00	12.00	12.00	12.00	12.00	12.00	12.00	12.00	12.00	12.00	12.00
2034	12.00	12.00	12.00	12.00	12.00	12.00	12.00	12.00	12.00	12.00	12.00	12.00	12.00

Cuadro No. 4 Energía Contratada Mensual (GWh)

	ENE	FEB	MAR	ABR	MAY	JUN	JUL	AGO	SEP	OCT	NOV	DIC	TOTAL
2014	45.69	49.70	56.78	52.81	49.34	56.16	64.38	63.84	62.06	62.24	61.32	62.66	686.99
2015	61.97	61.23	65.83	63.55	57.17	59.07	67.81	69.40	65.17	66.67	65.14	62.45	765.46
2016	64.71	64.03	69.49	64.38	57.40	63.23	68.97	67.02	68.18	72.15	71.52	65.42	796.51
2017	42.62	50.54	55.73	48.98	45.18	49.32	50.68	52.41	51.63	53.31	51.80	47.34	599.53
2018	42.51	39.00	55.31	48.68	44.90	49.03	50.64	52.08	51.36	52.97	52.31	47.88	586.66
2019	44.24	39.04	55.19	46.92	40.67	42.58	44.44	46.42	46.15	47.31	47.54	45.25	545.75
2020	43.69	39.17	54.52	46.38	39.89	41.29	49.42	51.49	51.87	52.73	53.15	50.10	573.71
2021	33.62	36.33	42.74	35.96	29.21	30.79	32.03	35.66	35.81	36.23	36.95	33.07	418.41
2022	39.54	41.41	48.32	41.45	34.48	36.11	37.76	41.39	41.34	41.71	42.61	38.56	484.68
2023	41.34	39.26	46.40	43.11	34.96	37.73	40.60	43.13	43.18	43.38	44.32	40.32	497.74
2024	51.09	44.44	50.00	43.11	36.05	38.24	39.83	42.30	42.21	42.81	43.95	45.12	519.12
2025	49.71	44.10	48.60	41.72	35.13	37.29	40.34	42.79	42.19	42.83	45.24	45.73	515.67
2026	49.68	44.37	48.59	41.69	35.10	37.28	40.32	42.77	42.06	42.82	45.23	45.70	515.61
2027	49.74	41.68	47.21	41.70	35.11	37.28	40.32	42.77	42.17	42.82	45.23	45.64	511.66
2028	46.27	40.97	46.28	39.53	31.37	27.61	31.22	30.71	29.08	29.10	32.71	38.36	423.21
2029	46.28	39.43	46.20	39.54	31.36	27.65	30.79	31.39	28.10	27.86	29.85	38.03	416.46
2030	39.99	33.69	33.28	33.33	28.03	25.04	28.16	27.96	27.17	24.59	26.49	31.93	359.67
2031	23.93	19.97	22.37	18.39	11.60	10.48	12.47	9.96	9.67	12.08	14.72	13.75	179.41
2032	21.48	21.03	18.68	13.07	13.74	10.47	12.47	12.38	10.42	12.08	14.71	19.83	180.36
2033	23.92	19.90	18.07	18.38	13.56	10.36	12.33	9.96	11.86	11.09	11.11	17.95	178.49
2034	7.18	6.12	6.78	6.66	6.38	6.50	7.00	6.95	6.75	6.65	6.86	6.66	80.50

1.3 Contratos Vigentes de ENSA

Contratos de Potencia con Energía Asociada

Licitación	Generadora	contrato	Fecha		Precio Pot. (\$/KW-mes)	Precio (\$/KWh)		DMG
			Inicio	Final		Energía	Indx	
ELEKTRA 03-13	PASO ANCHO HYDRO POWER	DME-002-05	10/05/2010	31/12/2018	6.65	0.0456		DMGA
ELEKTRA 015	ENEL FORTUNA S.A	DME-001-06	01/01/2009	31/12/2018	7.53	0.0549		DMG-RC
ELEKTRA 017	PAN AM	DME-010-06	01/01/2010	31/12/2019	12.00	0.0143	0.0578	DMG-RC
ELEKTRA 017	PAN AM	DME-011-06	01/01/2011	31/12/2020	12.00	0.0143	0.0578	DMG-RC
ELEKTRA 017	BAHIA LAS MINAS, S.A	DME-017-06	01/01/2010	31/12/2018	28.14	0.1092	0.0202	DMG-RC
ELEKTRA 017	BAHIA LAS MINAS, S.A	DME-018-06	01/01/2019	31/12/2023	28.77	0.1092	0.0202	DMG-RC
EDEMET-ELEKTRA 001-07	TERMICA DEL CARIBE	DME-005-07	01/03/2009	30/06/2014	22.50	0.0296	0.0571	DMG-RC
EDEMET-ELEKTRA 001-07	ENERGÍA Y SERVICIOS DE PANAMÁ, S.A.	DME-007-07	01/07/2009	30/06/2014	12.00	0.0629		DMG-RC
EDEMET-ELEKTRA 001-07	GENERADORA DEL ATLÁNTICO, S.A.	DME-009-07	01/01/2009	30/04/2015	12.00	0.0189	0.0571	DMG-RC
ELEKTRA 001-07	TERMICA DEL CARIBE	DME-010-07	01/01/2011	31/12/2018	12.00	0.0122	0.1571	DMG-RC
EDEMET 01-08	AES PANAMA	DME-007-08	01/01/2012	31/12/2021	10.00	0.0729		DMG-RC
EDEMET 01-08	ENEL FORTUNA S.A	DME-008-08	01/01/2013	31/12/2022	12.00	0.0750		DMG-RC
EDEMET 01-08	AES PANAMA	DME-009-08	01/01/2013	31/12/2022	10.00	0.0798		DMG-RC
EDEMET 01-08	HYDRO CAISÁN, S.A.	DME-010-08	01/07/2014	30/06/2024	31.62	0.0306		DMG-RC
EDEMET 01-08	ELECTRO INVESTMENT	DME-011-08	01/01/2014	31/12/2023	15.00	0.0697		DMG-RC
EDEMET 01-08	ALTERNEGY	DME-012-08	01/01/2014	31/12/2023	25.71	0.0654		DMG-RC
EDEMET 01-08	BONTEX	DME-013-08	01/01/2013	21/12/2022	25.71	0.0654		DMG-RC
LPI 01-11	GENERADORA PEDREGALITO, S.A.	DME-010-11	01/01/2012	31/12/2014	30.00	0.0542		DMG-RC
LPI 01-11	CALDERA ENERGY CORP.	DME-011-11	01/01/2012	31/12/2014	25.00	0.0733		DMG-RC
LPI 01-11	GENERADORA RIO CHICO, S.A.	DME-012-11	01/01/2012	31/12/2014	30.00	0.0542		DMG-RC
LPI 01-11	GENERADORA ALTO VALLE, S.A.	DME-013-11	01/01/2012	30/06/2015	30.00	0.0542		DMG-RC
LPI 01-11	HIDRO PIEDRA, S.A.	DME-014-11	01/01/2012	31/12/2014	12.58	0.1049		DMG-RC
LPI 01-11	ELECTROGENERADORA DEL ISTMO, S.A.	DME-015-11	01/01/2012	31/12/2014	25.00	0.0733		DMG-RC
LPI 02-10	ENEL FORTUNA S.A	DME-016-11	01/01/2015	31/12/2029	6.55	0.0942		DMG-RC
LPI 02-10	CONS. HID. TABASARÁ, S.A.	DME-017-11	01/01/2015	31/12/2029	9.00	0.1008		DMG-RC
LPI 02-10	HIDROECOLÓGICA DEL TERIBE, S.A.	DME-018-11	01/01/2015	31/12/2029	8.50	0.1009		DMG-RC
LPI 02-10	MIFTA POWER, INC.	DME-019-11	01/01/2015	31/12/2029	10.25	0.0797		DMG-RC
LPI 02-10	ENERGÍA Y SERVICIOS DE PANAMÁ, S.A.	DME-020-11	01/01/2015	31/12/2029	11.50	0.0912		DMG-RC
LPI 02-10	GENERADORA PEDREGALITO, S.A.	DME-021-11	01/01/2015	31/12/2029	30.00	0.0542		DMG-RC
LPI 02-10	CALDERA ENERGY CORP.	DME-022-11	01/01/2015	31/12/2029	25.00	0.0633		DMG-RC
LPI 02-10	GENERADORA RIO CHICO, S.A.	DME-023-11	01/01/2015	31/12/2029	30.00	0.0542		DMG-RC
LPI 02-10	GENERADORA ALTO VALLE, S.A.	DME-024-11	01/01/2015	30/06/2030	30.00	0.0542		DMG-RC
LPI 02-10	DES. HIDRO. CORP.	DME-025-11	01/01/2015	31/12/2029	10.35	0.0965		DMG-RC
LPI 02-10	HIDRO. SAN LORENZO	DME-026-11	01/01/2015	31/12/2029	15.00	0.0895		DMG-RC
LPI 02-10	ELECTROGENERADORA DEL ISTMO, S.A.	DME-027-11	01/01/2015	31/12/2029	25.00	0.0633		DMG-RC
Contato Cedido	TERMICA DEL CARIBE	DME-012-12	01/04/2012	30/04/2015	12.00	0.0189	0.0576	DMG-RC
LPI 04-12 (R1)	HIDRO PIEDRA, S.A.	DME-036-12	01/01/2013	31/12/2015	8.20	0.1030		DMG-RC
LPI 01-12	AES PANAMA	DME-062-12	01/01/2016	31/12/2030	10.00	0.0901		DMG-RC
LPI 01-12	HIDRO PIEDRA, S.A.	DME-063-12	01/01/2016	31/12/2030	8.36	0.0940		DMG-RC
LPI 01-12	CORPORACIÓN DE ENERGÍA DEL ISTMO, S.A.	DME-064-12	01/01/2016	31/12/2030	8.90	0.1000		DMG-RC
LPI 01-12	S.FRANCOLÍ	DME-066-12	01/01/2016	31/12/2030	13.53	0.1000		DMG-RC
LPI 05-12	AUTORIDAD DEL CANAL DE PANAMÁ	DME-067-12	01/01/2013	31/12/2016	11.50	0.0146	0.1314	DMG-RC
LPI 05-12	PEDREGAL POWER	DME-072-12	01/01/2013	31/12/2016	0.00	0.0494	0.1348	DMG-RC
LPI 01-14	EMPRESA DE GENERACION ELECTRICA, S.A	DME-005-14	01/01/2019	31/12/2033	32.06	0.0727		DMG-RC

Precio Promedio de Potencia y Energía

Contratos de Solo Potencia

Licitación	Generadora	contrato	Fecha		Precio Pot.	Indx (\$/KW-mes)	
			Inicio	Final	(\$/KW-mes)	IPF	PCT
LPI 06-10	ENERGÍA Y SERVICIOS DE PANAMÁ, S.A.	DME-008-10	01/01/2011	31/12/2014	10.50		
LPI 06-10	ENEL FORTUNA S.A	DME-009-10	01/01/2011	31/12/2014	9.27		
LPI 06-10	GENERADORA DEL ATLÁNTICO, S.A.	DME-010-10	01/01/2011	31/12/2014	10.37		
LPI 06-10	AUTORIDAD DEL CANAL DE PANAMÁ	DME-011-10	01/01/2011	31/12/2014	7.50		
LPI 04-11	HIDROIBERICA, S.A.	DME-041-11	01/01/2012	31/12/2014	8.96	0.50	
LPI 04-11	ENEL FORTUNA S.A	DME-042-11	01/01/2012	31/12/2014	9.14		0.19
LPI 04-11	HIIDRO BOQUERON	DME-043-11	01/01/2012	31/12/2014	9.20	0.50	
LPI 04-11	PEDREGAL POWER	DME-044-11	01/01/2012	31/12/2014	10.00	0.50	
LPI 04-11	AUTORIDAD DEL CANAL DE PANAMÁ	DME-046-11	01/01/2012	31/12/2014	10.49	0.50	
Contato Modificado	GENERADORA DEL ATLÁNTICO, S.A.	DME 014-12	01/01/2013	31/12/2015	12.00		
LPI 04-12 (R2)	HIDRO PANAMÁ, S.A.	DME-037-12	01/01/2013	31/12/2015	8.75		
LPI 04-12 (R2)	HIDROECOLÓGICA DEL TERIBE, S.A.	DME-038-12	01/01/2013	31/12/2015	9.50		
LPI 04-12 (R2)	IDEAL PANAMÁ, S.A.	DME-039-12	01/01/2013	31/12/2015	10.00		
LPI 04-12 (R2)	ISTMUS HYDRO POWER CORP.	DME-040-12	01/01/2013	31/12/2015	10.00	0.50	
LPI 04-12 (R2)	LAS PERLAS NORTE, S.A.	DME-041-12	01/01/2013	31/12/2015	10.00	0.50	
LPI 04-12 (R2)	LAS PERLAS SUR, S.A.	DME-042-12	01/01/2013	31/12/2015	10.00	0.50	
LPI 04-12 (R2)	CAFÉ DE ELETA, S.A.	DME-043-12	01/01/2013	31/12/2015	10.00		
LPI 04-12 (R2)	ENEL FORTUNA S.A	DME-044-12	01/01/2013	31/12/2015	6.24		3.00
LPI 04-12 (R2)	GENERADORA DEL ATLÁNTICO, S.A.	DME-045-12	01/01/2013	31/12/2015	9.50		0.19
LPI 04-12 (R2)	AUTORIDAD DEL CANAL DE PANAMÁ	DME-046-12	01/01/2013	31/12/2015	10.97		
LPI 05-12	GENERADORA DEL ATLÁNTICO, S.A.	DME-068-12	01/01/2013	31/12/2016	8.68		
LPI 05-12	BAHIA LAS MINAS, S.A	DME-069-12	01/01/2013	31/12/2016	9.49		
LPI 05-12	AUTORIDAD DEL CANAL DE PANAMÁ	DME-070-12	01/01/2013	31/12/2016	10.49		
LPI 05-12	IDB	DME-071-12	01/01/2013	31/12/2016	11.01		
LPI 05-13	AGGREKO INTERNATIONAL PROJECTS LIMITED	DME-020-13	01/04/2014	30/09/2014	30.00		
LPI 06-13	SOENERGY PANAMÁ, S DE R.L.	DME-036-13	01/04/2014	30/09/2014	26.00		

Precio Promedio de Potencia

Potencia Firme Contratada (MW)

No. Contrato	2014	2015	2016	2017	2018	2019	2020	2021	2022	2023	2024	2025	2026	2027	2028	2029	2030	2031	2032	2033	2034	
DME-002-05	4.00	4.00	4.00	4.00	4.00																	
DME-001-06	120.00	120.00	120.00	120.00	120.00																	
DME-010-06	10.00	20.00	20.00	20.00	20.00	20.00																
DME-011-06	30.00	60.00	60.00	60.00	60.00	60.00	60.00															
DME-017-06	108.00	108.00	108.00	108.00	108.00																	
DME-018-06						108.00	108.00	108.00	108.00	108.00												
DME-005-07																						
DME-007-07	0.96																					
DME-009-07	12.00	24.00																				
DME-010-07																						
DME-007-08	23.00	23.00	23.00	23.00	23.00	23.00	23.00	23.00														
DME-008-08	8.05	8.05	8.05	8.05	8.05	8.05	8.05	8.05	8.05													
DME-009-08	9.43	9.43	9.43	9.43	9.43	9.43	9.43	9.43	9.43													
DME-010-08	5.09	5.09	5.09	5.09	5.09	5.09	5.09	5.09	5.09	5.09	5.09											
DME-011-08	5.75	10.35	10.35	10.35	10.35	10.35	10.35	10.35	10.35	10.35	10.35											
DME-012-08	18.40	18.40	18.40	18.40	18.40	18.40	18.40	18.40	18.40													
DME-013-08	4.60	4.60	4.60	4.60	4.60	4.60	4.60	4.60	4.60													
DME-008-10	9.31																					
DME-009-10	7.50																					
DME-010-10	3.12																					
DME-011-10	22.50																					
DME-010-11	0.98																					
DME-011-11	0.74																					
DME-012-11	0.60																					
DME-013-11	0.57																					
DME-014-11	0.33																					
DME-015-11	0.59																					
DME-016-11		7.87	7.87	7.87	7.87	7.87	7.87	7.87	7.87	7.87	7.87	7.87	7.87	7.87	7.87	7.87						
DME-017-11		3.17	3.17	3.17	3.17	3.17	3.17	3.17	3.17	3.17	3.17	3.17	3.17	3.17	3.17	3.17						
DME-018-11		2.67	2.67	2.67	2.67	2.67	2.67	2.67	2.67	2.67	2.67	2.67	2.67	2.67	2.67	2.67						
DME-019-11		2.67	2.67	2.67	2.67	2.67	2.67	2.67	2.67	2.67	2.67	2.67	2.67	2.67	2.67	2.67						
DME-020-11		1.46	1.46	1.46	1.46	1.46	1.46	1.46	1.46	1.46	1.46	1.46	1.46	1.46	1.46	1.46						
DME-021-11		1.05	1.05	1.05	1.05	1.05	1.05	1.05	1.05	1.05	1.05	1.05	1.05	1.05	1.05	1.05						
DME-022-11		0.80	0.80	0.80	0.80	0.80	0.80	0.80	0.80	0.80	0.80	0.80	0.80	0.80	0.80	0.80						
DME-023-11		0.64	0.64	0.64	0.64	0.64	0.64	0.64	0.64	0.64	0.64	0.64	0.64	0.64	0.64	0.64						
DME-024-11		0.61	0.61	0.61	0.61	0.61	0.61	0.61	0.61	0.61	0.61	0.61	0.61	0.61	0.61	0.61						

Potencia Firme Contratada (MW) (Continuación)

No. Contrato	2014	2015	2016	2017	2018	2019	2020	2021	2022	2023	2024	2025	2026	2027	2028	2029	2030	2031	2032	2033	2034
DME-025-11		0.51	0.51	0.51	0.51	0.51	0.51	0.51	0.51	0.51	0.51	0.51	0.51	0.51	0.51	0.51					
DME-026-11		0.36	0.36	0.36	0.36	0.36	0.36	0.36	0.36	0.36	0.36	0.36	0.36	0.36	0.36	0.36					
DME-027-11		0.33	0.33	0.33	0.33	0.33	0.33	0.33	0.33	0.33	0.33	0.33	0.33	0.33	0.33	0.33					
DME-041-11	0.42																				
DME-042-11	25.20																				
DME-043-11	0.25																				
DME-044-11	3.57																				
DME-046-11	5.70																				
DME-012-12																					
DME 014-12	12.00																				
DME-036-12		0.71																			
DME-037-12	0.28																				
DME-038-12		2.02																			
DME-039-12	7.88	8.48																			
DME-040-12	0.93	1.01																			
DME-041-12	0.92	0.99																			
DME-042-12	0.92	0.99																			
DME-043-12	0.02	0.02																			
DME-044-12	1.66	27.97																			
DME-045-12	24.08	52.49																			
DME-046-12		24.23																			
DME-062-12						52.47	52.47	68.97	101.97	115.50	115.50	115.50	115.50	115.50	115.50	115.50	115.50				
DME-063-12			0.50	0.50	0.50	0.59	0.59	0.59	0.59	0.59	0.59	0.59	0.59	0.59	0.59	0.59	0.59				
DME-064-12			2.47	2.47	2.47	2.91	2.91	2.91	2.91	2.91	2.91	2.91	2.91	2.91	2.91	2.91	2.91				
DME-066-12						0.09	0.30	0.30	0.30	0.30	0.30	0.30	0.30	0.30	0.30	0.30	0.30				
DME-067-12	16.49	17.70	24.31																		
DME-068-12	15.00	8.90	42.90																		
DME-069-12	37.10	31.50	23.10																		
DME-070-12	2.12	12.80	11.55																		
DME-071-12	9.60	27.00	15.18																		
DME-072-12	16.49	20.06	19.44																		
DME-009-13																					
DME-010-13																					
DME-020-13	32.00																				
DME-036-13	24.00																				
DME-005-14							50.40	50.40	48.00	48.00	48.00	48.00	48.00	48.00	48.00	48.00	48.00	48.00	48.00	48.00	48.00
	642.16	673.95	552.51	416.03	416.03	345.13	375.74	332.24	339.84	312.89	204.89	189.45	189.45	189.45	189.45	189.45	167.30	48.00	48.00	48.00	48.00

Contratos de Solo Energía

Licitación	Generadora	contrato	Fecha		Precio (\$/KWh)	
			Inicio	Final	Energía	Indx
LPI 03-10	HIDROECOLÓGICA DEL TERIBE, S.A.	DME-047-11	01/08/2014	30/06/2024	0.1300	
LPI 03-10	PASO ANCHO HYDRO POWER	DME-048-11	01/11/2018	30/06/2024	0.0999	
LPI 05-11	UEP (PE NUEVO CHAGRES)	DME-008-12	01/07/2014	30/06/2029	0.0950	
LPI 05-11	UEP (PE ROSA DE LOS VIENTOS)	DME-009-12	01/07/2014	30/06/2029	0.0980	
LPI 05-11	UEP (PE PORTOBELLO)	DME-010-12	01/07/2014	30/06/2029	0.1080	
LPI 05-11	UEP (PE MARAÑÓN)	DME-011-12	01/07/2014	30/06/2029	0.1100	
Contato Cedido	ENEL FORTUNA S.A	DME-013-12	01/01/2013	31/12/2014	0.1000	
LPI 04-12 (R3)	HYDRO CAISÁN, S.A.	DME-047-12	01/07/2012	31/12/2015	0.1143	
LPI 04-12 (R3)	CALDERA ENERGY CORP.	DME-048-12	01/07/2012	31/12/2015	0.1143	
LPI 04-12 (R3)	ELECTROGENERADORA DEL ISTMO, S.A.	DME-049-12	01/07/2012	31/12/2015	0.1143	
LPI 04-12 (R3)	GENERADORA PEDREGALITO, S.A.	DME-050-12	01/07/2012	31/12/2015	0.1145	
LPI 04-12 (R3)	GENERADORA RIO CHICO, S.A.	DME-051-12	01/07/2012	31/12/2015	0.1145	
LPI 04-12 (R3)	HIDROIBERICA, S.A.	DME-052-12	01/07/2012	31/12/2015	0.1151	
LPI 04-12 (R3)	GENERADORA ALTO VALLE, S.A.	DME-053-12	01/07/2012	31/12/2015	0.1195	
LPI 04-12 (R3)	ENERGÍA Y SERVICIOS DE PANAMÁ, S.A.	DME-054-12	01/07/2012	31/12/2015	0.1200	
LPI 04-12 (R3)	HIDRO PANAMÁ, S.A.	DME-055-12	01/07/2012	31/12/2015	0.1250	
LPI 04-12 (R3)	LAS PERLAS NORTE, S.A.	DME-056-12	01/07/2012	31/12/2015	0.1349	
LPI 04-12 (R3)	LAS PERLAS SUR, S.A.	DME-057-12	01/07/2012	31/12/2015	0.1349	
LPI 04-12 (R3)	GENERADORA DEL ISTMO, S.A.	DME-058-12	01/07/2012	31/12/2015	0.1367	
LPI 04-12 (R3)	ISTMUS HYDRO POWER CORP.	DME-059-12	01/07/2012	31/12/2015	0.1399	
LPI 04-12 (R3)	FOUNTAIN INTERTRADE CORP	DME-060-12	01/07/2012	31/12/2015	0.1399	
LPI 07-12	HIDROELÉCTRICA TIZINGAL, S.A.	DME-001-13	01/01/2017	31/12/2027	0.0960	
LPI 07-12	CALDERA ENERGY CORP.	DME-002-13	01/05/2016	31/12/2027	0.1045	
LPI 07-12	ELECTROGENERADORA DEL ISTMO, S.A.	DME-003-13	01/05/2016	31/12/2027	0.1063	
LPI 07-12	FOUNTAIN INTERTRADE CORP	DME-004-13	01/06/2015	31/12/2027	0.1117	
LPI 07-12	HIDROIBERICA, S.A.	DME-005-13	01/03/2013	31/12/2027	0.1170	
LPI 07-12	NAVITAS INTERNACIONAL, S.A.	DME-006-13	01/01/2016	31/12/2027	0.0897	
LPI 07-12	HIDROECOLÓGICA DEL TERIBE, S.A.	DME-007-13	01/05/2016	31/12/2027	0.1179	
LPI 07-12	HIDRONORTH CORP.	DME-008-13	01/07/2014	31/12/2027	0.1300	
LPI 02-13	GENERADORA ALTO VALLE, S.A.	DME-011-13	01/06/2016	31/12/2027	0.1148	
LPI 02-13	CAFÉ DE ELETA, S.A.	DME-012-13	01/07/2013	31/12/2027	0.1283	
LPI 02-13	EMPRESA NACIONAL DE ENERGÍA, S.A	DME-013-13	01/01/2016	31/12/2027	0.1190	
LPI 02-13	ENERGÍA Y SERVICIOS DE PANAMÁ, S.A.	DME-014-13	01/07/2016	31/12/2027	0.1308	
LPI 02-13	FUERZA ELÉCTRICA DEL ISTMO, S.A.	DME-015-13	01/07/2013	31/12/2027	0.1021	
LPI 02-13	HYDRO CAISÁN, S.A.	DME-016-13	01/06/2016	31/12/2027	0.1148	
LPI 02-13	PASO ANCHO HYDRO POWER	DME-017-13	01/01/2025	31/12/2027	0.1220	
LPI 02-13	GENERADORA PEDREGALITO, S.A.	DME-018-13	01/06/2016	31/12/2027	0.1144	
LPI 02-13	GENERADORA RIO CHICO, S.A.	DME-019-13	01/06/2016	31/12/2027	0.1144	
LPI 08-13	PEDREGAL POWER	DME-031-13	01/01/2014	31/12/2016	0.0500	0.1275
LPI 08-13	ACP	DME-032-13	01/01/2014	31/12/2016	0.0192	0.1724
LPI 08-13	ALTERNEGY	DME-033-13	01/01/2014	31/12/2016	0.0193	0.1733
LPI 08-13	GENERADORA DEL ATLÁNTICO, S.A.	DME-034-13	01/01/2014	31/12/2016	0.0224	0.2014
LPI 08-13	TERMICA DEL CARIBE	DME-035-13	01/01/2014	31/12/2016	0.0865	0.1401
LPI 04-13	GENERADORA PEDREGALITO, S.A.	DME-024-13	01/01/2014	31/12/2016	0.1325	
LPI 04-13	GENERADORA RIO CHICO, S.A.	DME-025-13	01/01/2014	31/12/2016	0.1325	
LPI 04-13	GENERADORA ALTO VALLE, S.A.	DME-022-13	01/01/2014	31/12/2016	0.1325	
LPI 04-13	HYDRO CAISÁN, S.A.	DME-023-13	01/01/2014	31/12/2016	0.1325	
LPI 04-13	HIDRO BOQUERÓN, S.A.	DME-027-13	01/01/2014	31/12/2016	0.1336	
LPI 04-13	ENEL FORTUNA S.A	DME-021-13	01/01/2014	31/12/2016	0.1267	0.0224
LPI 04-13	ISTMUS HYDRO POWER CORP.	DME-028-13	01/01/2014	31/12/2016	0.1399	
LPI 04-13	LAS PERLAS NORTE, S.A.	DME-029-13	01/01/2014	31/12/2016	0.1399	
LPI 04-13	LAS PERLAS SUR, S.A.	DME-030-13	01/01/2014	31/12/2016	0.1399	
LPI 04-13	HIDRO PANAMÁ, S.A.	DME-026-13	01/01/2014	31/12/2016	0.1510	
LPI 03-13	UEP (PE PORTOBELLO)	DME-003-14	01/01/2019	31/12/2033	0.0919	
LPI 03-13	UEP (PE MARAÑÓN)	DME-001-14	01/01/2019	31/12/2033	0.0949	
LPI 03-13	FERSA	DME-002-14	01/01/2019	31/12/2033	0.0950	
LPI 03-13	NAURA ENERGY CORPORATION	DME-004-14	01/01/2019	31/12/2033	0.0975	

Precios Promedios de Energía

Contratos de Energía Excedente

No.	EMPRESA	FECHA		Penergia
		INICIO	FINAL	\$/KWh
DME-015-12	AUTORIDAD DEL CANAL DE PANAMÁ	01/jul/12	31/jul/15	0.11000
DME-016-12	AES PANAMÁ	01/jul/12	31/jul/15	0.11500
DME-017-12	ENERGÍA Y SERVICIOS DE PANAMÁ, S.A.	01/jul/12	31/jul/15	0.11980
DME-018-12	ENEL FORTUNA	01/jul/12	31/jul/15	0.11990
DME-019-12	FERSA PANAMÁ, S.A.	01/jul/12	31/jul/15	0.11000
DME-020-12	CALDERA ENERGY CORP.	01/jul/12	31/jul/15	0.12750
DME-021-12	ELECTROGENERADORA DEL ISTMO	01/jul/12	31/jul/15	0.12750
DME-022-12	PASO ANCHO HYDRO POWER	01/jul/12	31/jul/15	0.12900
DME-023-12	CAFÉ DE ELETA	01/jul/12	31/jul/15	0.13250
DME-024-12	GENERADORA DEL ISTMO, S.A.	01/jul/12	31/jul/15	0.13460
DME-025-12	BONTEX, S.A.	01/jul/12	31/jul/15	0.14500
DME-026-12	ALTERNEGY, S.A.	01/jul/12	31/jul/15	0.14500
DME-027-12	HIDRO PANAMÁ, S.A.	01/jul/12	31/jul/15	0.16500
DME-028-12	ELECTRON INVESTMENT, S.A.	01/jul/12	31/jul/15	0.14850
DME-029-12	ISTMUS HYDRO POWER	01/jul/12	31/jul/15	0.14490
DME-030-12	LAS PERLAS NORTE, S.A.	01/jul/12	31/jul/15	0.14490
DME-031-12	LAS PERLAS SUR, S.A.	01/jul/12	31/jul/15	0.14490
DME-032-12	GENERADORA RÍO CHICO	01/jul/12	31/jul/15	0.14500
DME-033-12	GENERADORA ALTO VALLE	01/jul/12	31/jul/15	0.14500
DME-034-12	GENERADORA PEDREGALITO	01/jul/12	31/jul/15	0.14500
DME-035-12	HYDRO CAISÁN	01/jul/12	31/jul/15	0.14500

Total de Potencia y Energía de los Contratos Vigentes

A continuación presentamos el total de potencia y energía contratada mensualmente para los años 2014-2034.

Cuadro No. 5 Potencia Firme Contratada Mensual (MW)

	ENE	FEB	MAR	ABR	MAY	JUN	JUL	AGO	SEP	OCT	NOV	DIC	MAX
2014	394.77	423.75	441.29	493.91	506.01	545.09	501.03	521.70	537.76	468.61	495.24	503.13	545.09
2015	499.36	521.48	532.81	531.47	531.08	550.63	555.95	575.36	584.93	571.14	550.12	571.95	584.93
2016	515.48	509.79	515.78	510.98	512.50	533.93	529.18	515.72	517.84	514.78	514.10	512.40	533.93
2017	416.03	416.03	416.03	416.03	416.03	416.03	416.03	416.03	416.03	416.03	416.03	416.03	416.03
2018	416.03	416.03	416.03	416.03	416.03	416.03	416.03	416.03	416.03	416.03	416.03	416.03	416.03
2019	345.13	345.13	345.13	345.13	345.13	345.13	345.13	345.13	345.13	345.13	345.13	345.13	345.13
2020	325.34	325.34	325.34	325.34	325.34	325.34	375.74	375.74	375.74	375.74	375.74	375.74	375.74
2021	332.24	332.24	332.24	332.24	332.24	332.24	332.24	332.24	332.24	332.24	332.24	332.24	332.24
2022	339.84	339.84	339.84	339.84	339.84	339.84	339.84	339.84	339.84	339.84	339.84	339.84	339.84
2023	312.89	312.89	312.89	312.89	312.89	312.89	312.89	312.89	312.89	312.89	312.89	312.89	312.89
2024	204.89	204.89	204.89	204.89	204.89	204.89	199.80	199.80	199.80	194.05	194.05	194.05	204.89
2025	189.45	189.45	189.45	189.45	189.45	189.45	189.45	189.45	189.45	189.45	189.45	189.45	189.45
2026	189.45	189.45	189.45	189.45	189.45	189.45	189.45	189.45	189.45	189.45	189.45	189.45	189.45
2027	189.45	189.45	189.45	189.45	189.45	189.45	189.45	189.45	189.45	189.45	189.45	189.45	189.45
2028	189.45	189.45	189.45	189.45	189.45	189.45	189.45	189.45	189.45	189.45	189.45	189.45	189.45
2029	189.45	189.45	189.45	189.45	189.45	189.45	189.45	189.45	189.45	189.45	189.45	189.45	189.45
2030	167.30	167.30	167.30	167.30	167.30	167.30	167.30	167.30	167.30	167.30	167.30	167.30	167.30
2031	48.00	48.00	48.00	48.00	48.00	48.00	48.00	48.00	48.00	48.00	48.00	48.00	48.00
2032	48.00	48.00	48.00	48.00	48.00	48.00	48.00	48.00	48.00	48.00	48.00	48.00	48.00
2033	48.00	48.00	48.00	48.00	48.00	48.00	48.00	48.00	48.00	48.00	48.00	48.00	48.00
2034	48.00	48.00	48.00	48.00	48.00	48.00	48.00	48.00	48.00	48.00	48.00	48.00	48.00

Cuadro No. 6 Energía Contratada Mensual (GWh)

	ENE	FEB	MAR	ABR	MAY	JUN	JUL	AGO	SEP	OCT	NOV	DIC	TOTAL
2014	187.58	176.64	219.84	203.43	196.03	223.75	223.54	230.05	235.39	238.33	232.59	245.69	2612.85
2015	243.95	216.74	275.92	254.53	234.68	260.63	281.63	288.54	292.27	292.66	267.37	280.26	3189.18
2016	275.08	245.73	307.32	276.42	260.80	267.17	277.47	278.86	282.36	299.18	276.74	275.67	3322.79
2017	224.98	205.26	250.20	230.98	215.05	220.21	225.14	226.89	219.69	231.44	221.36	220.19	2691.39
2018	224.68	191.99	249.87	230.68	214.74	219.92	224.83	226.58	219.40	231.14	221.31	220.13	2675.27
2019	200.62	171.91	224.84	203.01	185.13	187.34	192.42	193.61	188.11	198.00	191.50	194.21	2330.72
2020	189.55	167.61	213.37	192.29	174.75	176.32	207.23	208.70	203.40	213.20	206.61	208.99	2362.03
2021	193.97	175.68	217.44	196.13	178.36	180.44	184.52	187.19	181.56	190.95	184.67	186.63	2257.54
2022	198.02	179.15	221.68	200.13	182.15	184.27	188.46	191.12	185.36	194.92	188.47	190.51	2304.24
2023	183.69	162.49	202.01	185.97	167.47	170.69	175.73	177.18	172.00	180.84	175.02	176.76	2129.85
2024	137.52	121.09	146.55	129.22	114.91	116.92	118.08	119.34	116.23	119.92	116.99	123.52	1480.28
2025	129.54	113.39	138.20	121.21	107.61	109.48	113.32	114.44	111.06	117.56	116.25	121.76	1413.80
2026	129.52	113.81	138.18	121.19	107.60	109.49	113.32	114.44	110.95	117.56	116.25	121.76	1414.08
2027	129.60	110.66	136.47	121.21	107.61	109.49	113.32	114.44	111.06	117.56	116.25	121.76	1409.44
2028	125.58	111.23	134.73	118.55	103.81	99.72	104.09	103.30	99.58	104.19	103.27	114.15	1322.21
2029	125.58	108.04	134.73	118.55	103.82	99.72	104.27	104.42	98.36	102.43	99.88	115.74	1315.55
2030	112.63	96.77	110.62	104.90	93.67	89.56	94.02	92.96	90.81	90.85	88.83	100.18	1165.81
2031	49.16	42.36	51.06	42.20	31.08	29.40	32.28	28.11	27.68	31.59	34.25	34.49	433.66
2032	45.63	42.96	45.14	34.23	34.22	29.41	32.28	31.22	28.79	31.59	34.25	43.59	433.31
2033	49.17	42.36	44.19	42.20	34.22	29.41	32.28	28.11	30.91	30.32	29.26	40.78	433.20
2034	25.54	21.89	26.73	25.23	23.92	24.21	24.84	24.84	23.99	25.10	23.97	24.48	294.74



ETECSA
Empresa de Transmisión Eléctrica, S.A.

2 Pronósticos de Demanda 2014-2034

La Proyección de Demanda a utilizar es la correspondiente al Informe Indicativo de Demandas 2014-2034, aprobado mediante la Resolución AN N° 6897-Elec del 13 de diciembre de 2013 y modificado con las Adendas No.3 al Informe Indicativo de Demanda 2014-2034, emitidas por el Centro Nacional de Despacho.

2.1 Pronóstico de Demanda de EDEMET

Cuadro No. 7 Demanda Máxima de Generación (MW)

	ENE	FEB	MAR	ABR	MAY	JUN	JUL	AGO	SEP	OCT	NOV	DIC	MAX
2014	765.05	801.80	774.95	811.04	835.32	816.80	806.11	819.79	806.21	811.96	807.47	838.05	838.05
2015	831.16	874.74	845.92	881.98	916.86	888.48	865.38	879.68	864.60	871.75	867.22	899.06	916.86
2016	892.56	908.69	910.06	945.46	985.51	968.46	944.62	959.99	942.87	948.89	946.75	981.74	985.51
2017	954.47	977.23	974.90	1008.19	1045.63	1038.78	1013.65	1030.84	1010.82	1016.15	1011.70	1047.97	1047.97
2018	1024.08	1049.90	1047.64	1080.10	1123.90	1115.60	1091.01	1107.91	1087.07	1091.72	1085.38	1126.15	1126.15
2019	1093.54	1125.05	1120.23	1151.86	1204.21	1193.25	1168.21	1184.82	1163.14	1167.12	1160.70	1205.28	1205.28
2020	1167.53	1163.55	1197.55	1228.30	1284.98	1275.97	1250.44	1266.75	1244.19	1245.27	1240.45	1287.26	1287.26
2021	1245.75	1256.15	1279.32	1309.08	1361.31	1365.14	1339.08	1357.70	1331.55	1331.87	1327.56	1376.84	1376.84
2022	1327.82	1341.34	1365.09	1393.88	1453.09	1457.01	1430.41	1452.64	1421.56	1421.08	1415.01	1470.25	1470.25
2023	1415.81	1436.53	1457.03	1483.70	1551.47	1555.48	1528.30	1546.89	1518.05	1516.71	1509.96	1569.85	1569.85
2024	1509.58	1486.12	1555.02	1580.57	1656.32	1660.44	1632.65	1650.85	1620.88	1618.63	1611.17	1674.63	1674.63
2025	1604.45	1603.19	1653.06	1677.49	1761.21	1765.44	1737.03	1754.85	1723.76	1719.52	1714.66	1780.11	1780.11
2026	1701.01	1704.29	1753.96	1777.24	1869.18	1873.52	1844.46	1858.61	1829.65	1825.55	1816.62	1888.68	1888.68
2027	1803.47	1807.93	1861.03	1883.09	1983.74	1988.20	1958.47	1972.19	1942.00	1936.91	1927.19	2003.89	2003.89
2028	1907.72	1854.49	1969.96	1990.79	2100.30	2104.88	2074.46	2089.95	2056.33	2050.22	2040.15	2120.00	2120.00
2029	2019.78	2002.24	2088.17	2107.65	2226.79	2231.49	2200.33	2215.80	2180.38	2173.18	2161.78	2248.31	2248.31
2030	2139.03	2126.41	2210.42	2228.51	2357.59	2362.43	2330.49	2343.30	2308.67	2300.33	2288.04	2380.53	2380.53
2031	2260.18	2255.13	2339.39	2356.01	2495.58	2500.57	2467.82	2477.93	2444.01	2434.48	2421.23	2518.63	2518.63
2032	2391.19	2310.79	2475.19	2490.26	2640.88	2646.01	2612.41	2614.98	2586.52	2568.13	2549.77	2656.93	2656.93
2033	2526.08	2536.85	2616.14	2629.61	2791.69	2796.98	2762.49	2764.51	2734.43	2714.73	2695.34	2808.60	2808.60
2034	2668.65	2691.11	2765.12	2776.90	2948.48	2956.56	2921.12	2922.56	2890.78	2869.70	2849.21	2968.91	2968.91

Cuadro No. 8 Energía Requerida en los Puntos de Entrega de EDEMET (GWh)

	ENE	FEB	MAR	ABR	MAY	JUN	JUL	AGO	SEP	OCT	NOV	DIC	TOTAL
2014	364.98	337.05	384.10	381.68	386.44	369.27	368.52	376.60	357.95	376.54	360.76	377.23	4441.11
2015	390.01	361.67	412.13	407.98	416.93	397.46	396.18	404.69	384.42	404.85	388.41	405.67	4770.41
2016	418.12	388.47	442.63	436.61	447.39	427.04	426.27	435.32	413.22	434.36	417.96	436.64	5124.03
2017	450.02	405.98	477.24	468.60	477.76	461.06	460.43	470.51	445.91	468.21	449.57	469.16	5504.46
2018	482.84	436.17	512.85	502.02	513.53	495.15	495.57	505.69	479.55	503.03	482.31	504.16	5912.87
2019	515.59	467.39	548.39	535.38	550.22	529.62	530.63	540.80	513.11	537.77	515.78	539.59	6324.26
2020	550.48	500.65	586.24	570.90	587.12	566.33	567.98	578.19	548.86	573.78	551.22	576.29	6758.05
2021	588.05	522.47	627.00	609.17	622.73	605.87	608.21	619.67	587.36	613.64	589.89	616.35	7210.41
2022	626.79	557.90	669.04	648.62	664.72	646.64	649.69	662.99	627.07	654.74	628.75	658.17	7695.12
2023	668.32	597.50	714.10	690.42	709.72	690.35	694.15	706.01	669.63	698.80	670.94	702.76	8212.69
2024	712.59	640.20	762.13	735.50	757.68	736.93	741.54	753.46	714.99	745.77	715.91	749.66	8766.35
2025	757.37	666.81	810.17	780.60	805.67	783.53	788.95	800.93	760.37	792.25	761.89	796.88	9305.43
2026	802.95	708.87	859.62	827.02	855.06	831.50	837.75	848.28	807.08	841.10	807.20	845.48	9871.90
2027	851.32	751.97	912.10	876.27	907.46	882.40	889.53	900.12	856.64	892.41	856.33	897.06	10473.61
2028	900.53	798.89	965.49	926.39	960.78	934.18	942.21	953.87	907.07	944.62	906.52	949.03	11089.57
2029	953.42	832.79	1023.42	980.77	1018.64	990.37	999.38	1011.31	961.79	1001.27	960.57	1006.47	11740.21
2030	1009.72	884.44	1083.34	1037.01	1078.48	1048.49	1058.50	1069.50	1018.38	1059.85	1016.67	1065.66	12430.03
2031	1066.91	937.98	1146.55	1096.34	1141.61	1109.79	1120.87	1130.94	1078.08	1121.66	1075.85	1127.49	13154.06
2032	1128.75	995.45	1213.10	1158.82	1208.07	1174.35	1186.55	1193.49	1140.94	1183.23	1132.97	1189.40	13905.12
2033	1192.42	1055.15	1282.18	1223.66	1277.06	1241.35	1254.71	1261.74	1206.19	1250.78	1197.65	1257.29	14700.19

2.2 Pronóstico de Demanda de EDECHI

Cuadro No. 9 Demanda Máxima de Generación (MW)

	ENE	FEB	MAR	ABR	MAY	JUN	JUL	AGO	SEP	OCT	NOV	DIC	MAX
2014	108.36	119.15	120.45	114.27	115.99	118.39	115.29	114.32	111.47	116.58	111.77	117.93	120.45
2015	118.08	130.57	132.11	125.02	128.16	128.74	124.08	122.76	120.07	125.53	119.80	126.89	132.11
2016	126.88	136.99	142.52	134.76	138.53	140.62	135.73	133.99	131.23	136.94	130.67	138.88	142.52
2017	135.26	151.31	152.69	144.09	148.49	150.41	145.39	143.24	140.64	146.32	139.59	148.83	152.69
2018	145.09	163.03	164.54	154.99	160.10	161.86	156.66	154.05	151.22	157.30	150.03	160.61	164.54
2019	155.81	174.74	175.99	165.87	171.50	173.30	168.65	164.86	161.98	168.26	160.46	171.99	175.99
2020	165.95	180.99	188.38	177.10	183.68	185.11	179.91	176.01	173.08	179.58	171.22	183.92	188.38
2021	177.35	199.57	200.84	188.76	196.12	197.61	192.21	187.80	184.83	191.55	182.62	196.54	200.84
2022	188.70	212.89	214.29	201.33	209.43	210.85	205.80	200.30	197.28	204.24	194.68	209.71	214.29
2023	200.44	226.89	228.21	214.35	223.23	224.57	219.48	213.24	209.97	217.37	207.18	223.34	228.21
2024	212.79	233.89	242.84	228.04	237.63	238.98	233.86	226.84	223.51	231.17	220.30	238.24	242.84
2025	225.88	257.22	258.36	242.55	252.92	254.27	249.27	241.26	237.87	245.80	234.22	253.42	258.36
2026	239.74	274.16	274.78	257.90	269.11	270.46	265.20	256.52	253.07	261.29	248.96	269.89	274.78
2027	254.38	291.61	292.32	274.13	286.23	287.56	282.04	272.64	269.13	277.66	264.52	287.25	292.32
2028	269.92	299.65	310.56	291.36	304.43	305.73	299.92	289.76	286.18	295.04	281.06	305.29	310.56
2029	286.33	329.49	330.38	309.54	323.66	324.71	319.34	307.84	304.18	313.38	298.51	324.32	330.38
2030	303.77	349.87	350.86	328.87	343.91	345.30	339.41	327.05	323.31	332.87	317.05	344.56	350.86
2031	322.23	371.86	372.73	349.32	365.56	366.87	360.63	347.37	343.54	353.50	336.67	366.15	372.73
2032	341.68	381.84	395.78	370.88	388.19	389.61	383.20	368.79	364.88	375.24	357.54	388.72	395.78
2033	362.20	419.10	420.29	393.63	412.91	413.61	406.99	391.39	387.39	398.18	379.37	412.52	420.29
2034	383.95	444.18	445.88	417.73	433.61	434.14	427.47	415.34	411.24	422.49	402.49	437.75	445.88

Cuadro No. 10 Energía Requerida en los Puntos de Entrega de EDECHI (GWh)

	ENE	FEB	MAR	ABR	MAY	JUN	JUL	AGO	SEP	OCT	NOV	DIC	TOTAL
2014	65.57	61.84	69.28	64.43	63.25	65.61	68.15	66.89	63.53	65.51	64.48	66.25	784.77
2015	70.33	67.09	74.61	69.33	68.25	70.63	73.48	71.97	68.44	70.45	69.32	71.47	845.36
2016	75.46	72.00	80.46	74.61	73.63	76.05	79.22	77.44	73.83	75.77	74.54	77.09	910.09
2017	80.95	77.58	86.70	80.25	79.39	81.84	85.36	83.28	79.38	81.45	80.12	83.20	979.50
2018	86.93	83.16	92.73	85.89	85.04	87.62	91.90	89.12	85.03	87.13	85.69	89.09	1049.32
2019	92.58	89.21	99.26	91.71	91.08	93.59	98.03	95.15	90.86	92.99	91.43	95.27	1121.16
2020	99.06	95.08	105.95	97.85	97.36	99.91	104.73	101.52	97.02	99.18	97.51	101.80	1196.98
2021	105.40	101.43	113.04	104.37	103.97	106.60	112.13	108.28	103.55	105.75	103.95	108.62	1277.11
2022	111.96	108.10	120.39	111.13	110.82	113.54	119.59	115.27	110.22	112.55	110.62	115.68	1359.87
2023	118.86	115.42	128.11	118.22	117.97	120.83	127.42	122.62	117.33	119.69	117.63	123.40	1447.49
2024	126.17	122.55	136.29	125.74	125.56	128.56	135.82	130.42	124.86	127.27	125.07	131.26	1539.57
2025	133.91	130.62	144.96	133.70	133.60	136.74	144.50	138.67	132.84	135.29	132.93	139.79	1637.56
2026	142.09	138.94	154.21	142.11	142.10	145.39	153.67	147.38	141.27	143.76	141.25	148.79	1740.95
2027	150.77	147.87	163.83	151.05	151.14	154.57	163.41	156.64	150.22	152.76	150.07	158.13	1850.46
2028	159.94	156.99	174.29	160.47	160.68	164.17	174.00	166.41	159.67	162.26	159.39	167.99	1966.24
2029	169.68	166.70	185.09	170.49	170.74	174.58	184.93	176.79	169.71	172.35	169.29	178.47	2088.81
2030	179.98	177.18	196.63	181.10	181.48	185.48	196.49	187.78	180.33	183.03	179.77	189.65	2218.91
2031	190.85	188.42	208.79	192.27	192.72	196.98	208.79	199.36	191.53	194.29	190.91	201.34	2356.26
2032	202.31	199.68	221.72	204.06	204.99	209.12	221.75	211.58	203.35	206.17	202.57	213.67	2500.96
2033	214.46	211.63	235.21	216.56	215.27	219.49	232.91	224.52	215.87	218.75	214.91	226.74	2646.33
2034	214.46	211.63	235.21	216.56	215.27	219.49	232.91	224.52	215.87	218.75	214.91	226.74	2646.33

2.3 Pronóstico de Demanda de ENSA

Cuadro No. 11 Demanda Máxima de Generación (MW)

	ENE	FEB	MAR	ABR	MAY	JUN	JUL	AGO	SEP	OCT	NOV	DIC	MAX
2014	540.85	585.31	546.37	566.69	619.15	583.65	590.00	598.52	593.27	581.34	571.27	588.07	619.15
2015	579.51	626.96	585.74	607.59	663.65	621.67	618.68	627.45	621.95	609.43	598.27	615.86	663.65
2016	617.95	645.90	624.58	647.69	708.30	671.39	668.29	677.72	671.77	658.09	646.24	665.31	708.30
2017	635.46	687.93	642.28	666.05	728.38	690.36	687.17	696.86	690.75	676.68	664.49	684.11	728.38
2018	669.91	725.27	677.10	702.14	767.94	727.78	724.43	734.65	728.20	713.35	700.52	721.21	767.94
2019	696.04	753.56	703.50	729.51	797.89	756.16	752.68	763.29	756.59	741.16	727.83	749.32	797.89
2020	723.25	756.03	731.01	758.03	829.09	785.72	782.10	793.13	786.16	770.12	756.27	778.61	829.09
2021	750.74	812.80	758.80	786.85	860.61	816.60	812.84	824.30	817.06	800.38	785.98	809.21	860.61
2022	780.11	844.61	788.49	817.63	894.29	848.55	844.64	856.55	849.02	831.69	816.73	840.87	894.29
2023	807.90	874.70	816.58	846.76	926.15	878.78	874.72	887.06	879.26	861.31	845.81	870.81	926.15
2024	836.62	874.57	845.60	876.86	959.08	910.01	905.82	918.59	910.51	891.92	875.87	901.77	959.08
2025	866.31	937.95	875.61	907.97	993.12	942.30	937.96	951.18	942.82	923.56	906.94	933.76	993.12
2026	896.99	971.18	906.63	940.13	1028.31	975.68	971.18	984.88	976.21	956.27	939.06	966.83	1028.31
2027	928.72	1005.54	938.70	973.39	1064.69	1010.20	1005.53	1019.72	1010.74	990.09	972.27	1001.03	1064.69
2028	961.53	1005.18	971.87	1007.78	1102.31	1045.88	1041.06	1055.74	1046.44	1025.06	1006.61	1036.39	1102.31
2029	995.47	1077.82	1006.17	1043.34	1141.21	1082.79	1077.79	1092.99	1083.37	1061.23	1042.13	1072.96	1141.21
2030	1030.56	1115.82	1041.64	1080.12	1181.45	1120.97	1115.79	1131.53	1121.56	1098.63	1078.86	1110.78	1181.45
2031	1066.87	1155.14	1078.34	1118.17	1223.08	1160.45	1155.09	1171.38	1161.06	1137.33	1116.86	1149.91	1223.08
2032	1104.43	1154.58	1116.31	1157.54	1266.14	1201.31	1195.76	1212.62	1201.93	1177.36	1156.17	1190.39	1266.14
2033	1143.31	1237.92	1155.61	1198.29	1310.73	1243.60	1237.86	1255.32	1244.25	1218.81	1196.87	1232.29	1310.73
2034	1183.57	1281.51	1196.30	1240.49	1356.89	1287.39	1281.44	1299.51	1288.06	1261.71	1239.00	1275.68	1356.89

Cuadro No. 12 Energía Requerida en los Puntos de Entrega de ENSA (GWh)

	ENE	FEB	MAR	ABR	MAY	JUN	JUL	AGO	SEP	OCT	NOV	DIC	TOTAL
2014	275.76	255.93	291.81	285.56	296.09	284.32	291.34	295.47	282.72	289.71	271.74	285.91	3406.36
2015	290.29	269.49	307.13	300.60	311.79	299.31	305.86	310.20	296.81	304.16	285.29	300.16	3581.10
2016	304.88	283.03	322.57	315.71	327.45	314.35	321.21	325.78	311.72	319.44	299.62	315.23	3760.98
2017	315.57	292.94	333.88	326.77	338.92	325.37	332.46	337.18	322.65	330.63	310.12	326.27	3892.76
2018	332.23	308.41	351.51	344.03	356.82	342.55	350.01	354.98	339.68	348.09	326.49	343.48	4098.30
2019	345.20	320.45	365.23	357.46	370.74	355.92	363.66	368.82	352.94	361.67	339.22	356.88	4258.19
2020	358.71	332.98	379.53	371.45	385.25	369.85	377.87	383.24	366.74	375.82	352.49	370.82	4424.75
2021	372.79	346.05	394.43	386.03	400.37	384.37	392.70	398.28	381.14	390.57	366.33	385.37	4598.43
2022	387.39	359.60	409.88	401.15	416.04	399.42	408.07	413.86	396.06	405.86	380.67	400.45	4778.45
2023	401.20	372.42	424.49	415.45	430.87	413.66	422.60	428.61	410.18	420.32	394.23	414.71	4948.73
2024	415.47	385.66	439.59	430.23	446.19	428.38	437.63	443.84	424.76	435.27	408.25	429.45	5124.72
2025	430.22	399.35	455.20	445.50	462.03	443.59	453.16	459.59	439.84	450.72	422.74	444.69	5306.64
2026	445.47	413.51	471.34	461.29	478.41	459.31	469.21	475.88	455.43	466.70	437.72	460.44	5494.71
2027	461.24	428.14	488.03	477.62	495.34	475.57	485.81	492.71	471.55	483.22	453.21	476.72	5689.15
2028	477.55	443.27	505.28	494.51	512.85	492.38	502.97	510.12	488.21	500.29	469.22	493.56	5890.22
2029	494.41	458.92	523.12	511.97	530.95	509.77	520.72	528.12	505.45	517.96	485.79	510.98	6098.15
2030	511.85	475.11	541.58	530.03	549.68	527.75	539.08	546.74	523.28	536.22	502.92	528.99	6313.22
2031	529.89	491.85	560.67	548.71	569.05	546.35	558.07	566.00	541.72	555.12	520.64	547.63	6535.69
2032	548.55	509.18	580.42	568.04	589.09	565.59	577.72	585.93	560.79	574.67	538.97	566.90	6765.86
2033	567.88	527.11	600.87	588.05	609.84	585.52	598.06	606.56	580.55	594.91	557.95	586.86	7004.15
2034	587.88	545.68	622.04	608.76	631.32	606.14	619.12	627.92	600.99	615.87	577.60	607.52	7250.84

3 Niveles de Contratación de Potencia y Energía

De acuerdo a la Potencia Firme contratada de cada Empresa Distribuidora (Cuadros No. 1, 3, 5) y el Pronóstico de Demanda Máxima de Generación (DMG) de cada Empresa Distribuidora (Cuadros No. 7, 9, 11) se obtienen los niveles de contratación de potencia actuales vs el porcentaje mínimo de contratación regulatorio

3.1 Niveles de contratación de Potencia

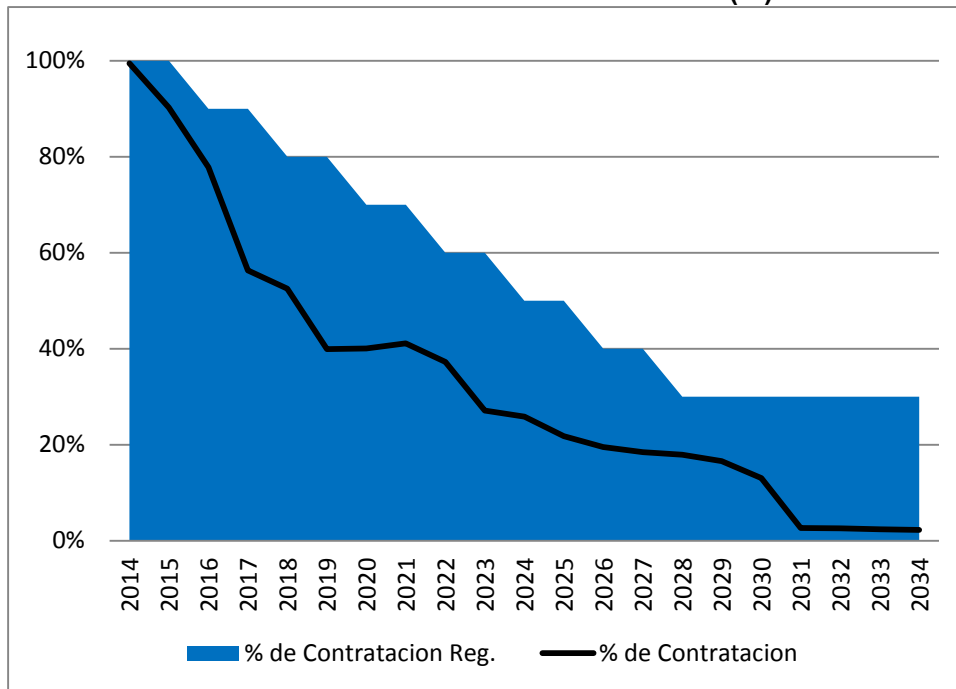
3.1.1 Nivel de contratación actual de EDEMET

Cuadro No. 13 Niveles de Contratación de Potencia Actual vs Niveles de Contratación Regulatorio

	ene	feb	mar	abr	may	jun	jul	ago	sep	oct	nov	dic	Max	Reg.
2014	80.07%	83.43%	85.62%	97.04%	95.87%	99.45%	94.75%	96.74%	98.56%	92.27%	90.01%	86.86%	99.45%	100%
2015	84.97%	86.34%	87.39%	90.24%	86.08%	88.04%	86.02%	88.32%	88.93%	89.87%	86.74%	85.88%	90.24%	100%
2016	77.76%	76.66%	75.83%	76.41%	73.24%	74.43%	76.49%	73.12%	74.22%	74.12%	74.34%	71.05%	77.76%	90%
2017	56.33%	55.02%	55.15%	53.33%	51.42%	51.76%	53.04%	52.16%	53.19%	52.91%	53.15%	51.31%	56.33%	90%
2018	52.50%	51.21%	51.32%	49.78%	47.84%	48.20%	49.28%	48.53%	49.46%	49.25%	49.54%	47.74%	52.50%	80%
2019	39.92%	38.80%	38.96%	37.89%	36.25%	36.58%	37.36%	36.84%	37.53%	37.40%	37.61%	36.22%	39.92%	80%
2020	37.42%	37.55%	36.48%	35.57%	34.00%	34.24%	39.74%	39.22%	39.94%	39.90%	40.06%	38.60%	40.06%	70%
2021	41.09%	40.75%	40.01%	39.10%	37.60%	37.50%	38.23%	37.70%	38.44%	38.43%	38.56%	37.18%	41.09%	70%
2022	37.27%	36.89%	36.25%	35.50%	34.06%	33.97%	34.60%	34.07%	34.81%	34.82%	34.97%	33.66%	37.27%	60%
2023	27.12%	26.73%	26.35%	25.88%	24.75%	24.68%	25.12%	24.82%	25.29%	25.32%	25.43%	24.46%	27.12%	60%
2024	25.43%	25.84%	24.69%	24.29%	23.18%	23.12%	23.52%	23.26%	23.69%	22.53%	22.64%	21.78%	25.84%	50%
2025	21.77%	21.79%	21.13%	20.82%	19.83%	19.79%	20.11%	19.91%	20.26%	20.31%	20.37%	19.62%	21.79%	50%
2026	19.53%	19.50%	18.94%	18.70%	17.78%	17.74%	18.01%	17.88%	18.16%	18.20%	18.29%	17.59%	19.53%	40%
2027	18.42%	18.38%	17.85%	17.64%	16.75%	16.71%	16.97%	16.85%	17.11%	17.15%	17.24%	16.58%	18.42%	40%
2028	17.42%	17.92%	16.87%	16.69%	15.82%	15.79%	16.02%	15.90%	16.16%	16.21%	16.29%	15.67%	17.92%	30%
2029	16.45%	16.59%	15.91%	15.76%	14.92%	14.89%	15.10%	15.00%	15.24%	15.29%	15.37%	14.78%	16.59%	30%
2030	12.95%	13.02%	12.53%	12.43%	11.75%	11.72%	11.88%	11.82%	11.99%	12.04%	12.10%	11.63%	13.02%	30%
2031	2.65%	2.66%	2.56%	2.55%	2.40%	2.40%	2.43%	2.42%	2.45%	2.46%	2.48%	2.38%	2.66%	30%
2032	2.51%	2.60%	2.42%	2.41%	2.27%	2.27%	2.30%	2.29%	2.32%	2.34%	2.35%	2.26%	2.60%	30%
2033	2.38%	2.37%	2.29%	2.28%	2.15%	2.15%	2.17%	2.17%	2.19%	2.21%	2.23%	2.14%	2.38%	30%
2034	2.25%	2.23%	2.17%	2.16%	2.03%	2.03%	2.05%	2.05%	2.08%	2.09%	2.11%	2.02%	2.25%	30%

En la gráfica No 1, se muestra el Porcentaje de Contratación actual de potencia firme vs el porcentaje de contratación regulatorio.

Grafico No. 1 Nivel de Contratación de Potencia (%) 2014-2034



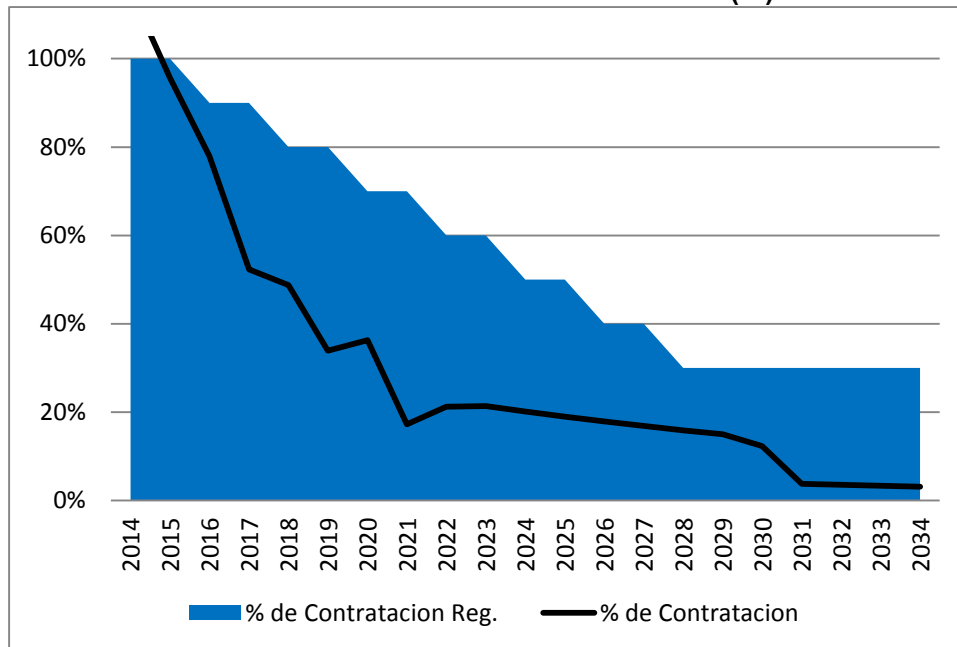
3.1.2 Nivel de Contratación Actual de EDECHI

Cuadro No. 14 Niveles de Contratación de Potencia Actual vs Niveles de Contratación Regulatorio

	ene	feb	mar	abr	may	jun	jul	ago	sep	oct	nov	dic	Max	Reg.
2014	89.93%	91.38%	92.98%	105.71%	103.17%	104.10%	106.69%	111.59%	115.59%	98.16%	100.44%	90.60%	115.59%	100%
2015	87.72%	88.81%	89.30%	92.87%	86.83%	84.52%	88.47%	94.74%	95.63%	90.83%	92.06%	86.42%	95.63%	100%
2016	77.18%	73.81%	71.30%	73.52%	70.85%	73.03%	77.92%	76.00%	77.61%	74.02%	77.75%	71.64%	77.92%	90%
2017	52.32%	46.77%	46.35%	49.12%	47.66%	47.05%	48.68%	49.41%	50.32%	48.37%	50.70%	47.55%	52.32%	90%
2018	48.78%	43.41%	43.01%	45.66%	44.20%	43.73%	45.18%	45.94%	46.80%	44.99%	47.17%	44.07%	48.78%	80%
2019	33.90%	30.23%	30.01%	31.85%	30.80%	30.48%	31.08%	31.80%	32.36%	31.15%	32.67%	30.48%	33.90%	80%
2020	31.62%	28.99%	27.85%	29.62%	28.56%	28.34%	34.50%	35.26%	35.86%	34.56%	36.25%	33.75%	36.25%	70%
2021	17.24%	15.32%	15.22%	16.19%	15.59%	15.47%	15.90%	16.28%	16.54%	15.96%	16.74%	15.55%	17.24%	70%
2022	21.18%	18.77%	18.65%	19.85%	19.08%	18.95%	19.42%	19.95%	20.26%	19.57%	20.53%	19.06%	21.18%	60%
2023	21.37%	18.88%	18.77%	19.98%	19.19%	19.08%	19.52%	20.09%	20.40%	19.71%	20.68%	19.18%	21.37%	60%
2024	20.13%	18.32%	17.64%	18.79%	18.03%	17.92%	18.32%	18.88%	19.17%	18.53%	19.44%	17.98%	20.13%	50%
2025	18.96%	16.65%	16.58%	17.66%	16.94%	16.85%	17.18%	17.76%	18.01%	17.43%	18.29%	16.90%	18.96%	50%
2026	17.87%	15.62%	15.59%	16.61%	15.92%	15.84%	16.15%	16.70%	16.93%	16.39%	17.21%	15.87%	17.87%	40%
2027	16.84%	14.69%	14.65%	15.63%	14.97%	14.90%	15.19%	15.71%	15.92%	15.43%	16.19%	14.91%	16.84%	40%
2028	15.87%	14.30%	13.79%	14.70%	14.07%	14.01%	14.28%	14.78%	14.97%	14.52%	15.24%	14.03%	15.87%	30%
2029	14.96%	13.00%	12.97%	13.84%	13.24%	13.19%	13.41%	13.92%	14.08%	13.67%	14.35%	13.21%	14.96%	30%
2030	12.28%	10.66%	10.63%	11.34%	10.85%	10.80%	10.99%	11.41%	11.54%	11.21%	11.77%	10.83%	12.28%	30%
2031	3.72%	3.23%	3.22%	3.44%	3.28%	3.27%	3.33%	3.45%	3.49%	3.39%	3.56%	3.28%	3.72%	30%
2032	3.51%	3.14%	3.03%	3.24%	3.09%	3.08%	3.13%	3.25%	3.29%	3.20%	3.36%	3.09%	3.51%	30%
2033	3.31%	2.86%	2.86%	3.05%	2.91%	2.90%	2.95%	3.07%	3.10%	3.01%	3.16%	2.91%	3.31%	30%
2034	3.13%	2.70%	2.69%	2.87%	2.77%	2.76%	2.81%	2.89%	2.92%	2.84%	2.98%	2.74%	3.13%	30%

En la gráfica No 2, se muestra el Porcentaje de Contratación actual de potencia firme vs el porcentaje de contratación regulatorio.

Grafico No. 2 Nivel de Contratación de Potencia (%) 2014-2034



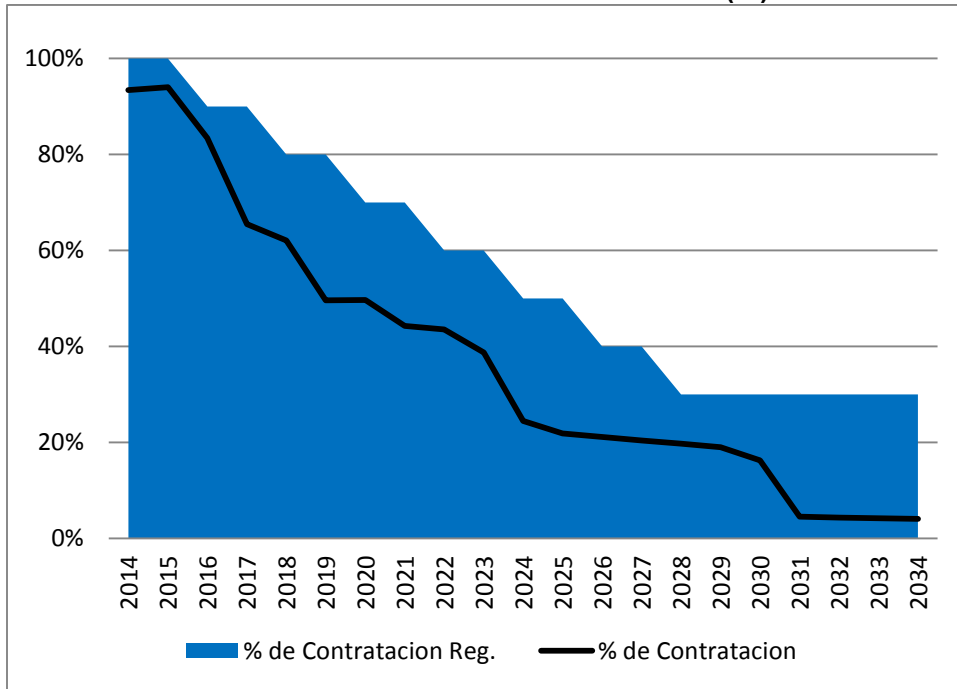
3.1.3 Nivel de Contratación Actual de ENSA

Cuadro No. 15 Niveles de Contratación de Potencia Actual vs Niveles de Contratación Regulatorio

	ene	feb	mar	abr	may	jun	jul	ago	sep	oct	nov	dic	Max
2014	72.99%	72.40%	80.77%	87.16%	81.73%	93.39%	84.92%	87.17%	90.64%	80.61%	86.69%	85.56%	93.39%
2015	86.17%	83.18%	90.96%	87.47%	80.02%	88.57%	89.86%	91.70%	94.05%	93.72%	91.95%	92.87%	94.05%
2016	83.42%	78.93%	82.58%	78.89%	72.36%	79.53%	79.19%	76.10%	77.09%	78.22%	79.55%	77.02%	83.42%
2017	65.47%	60.48%	64.77%	62.46%	57.12%	60.26%	60.54%	59.70%	60.23%	61.48%	62.61%	60.81%	65.47%
2018	62.10%	57.36%	61.44%	59.25%	54.18%	57.16%	57.43%	56.63%	57.13%	58.32%	59.39%	57.69%	62.10%
2019	49.58%	45.80%	49.06%	47.31%	43.25%	45.64%	45.85%	45.22%	45.62%	46.57%	47.42%	46.06%	49.58%
2020	44.98%	43.03%	44.51%	42.92%	39.24%	41.41%	48.04%	47.37%	47.79%	48.79%	49.68%	48.26%	49.68%
2021	44.25%	40.88%	43.78%	42.22%	38.60%	40.69%	40.87%	40.31%	40.66%	41.51%	42.27%	41.06%	44.25%
2022	43.56%	40.24%	43.10%	41.56%	38.00%	40.05%	40.23%	39.67%	40.03%	40.86%	41.61%	40.41%	43.56%
2023	38.73%	35.77%	38.32%	36.95%	33.78%	35.60%	35.77%	35.27%	35.59%	36.33%	36.99%	35.93%	38.73%
2024	24.49%	23.43%	24.23%	23.37%	21.36%	22.51%	22.06%	21.75%	21.94%	21.76%	22.15%	21.52%	24.49%
2025	21.87%	20.20%	21.64%	20.86%	19.08%	20.10%	20.20%	19.92%	20.09%	20.51%	20.89%	20.29%	21.87%
2026	21.12%	19.51%	20.90%	20.15%	18.42%	19.42%	19.51%	19.24%	19.41%	19.81%	20.17%	19.59%	21.12%
2027	20.40%	18.84%	20.18%	19.46%	17.79%	18.75%	18.84%	18.58%	18.74%	19.13%	19.48%	18.93%	20.40%
2028	19.70%	18.85%	19.49%	18.80%	17.19%	18.11%	18.20%	17.94%	18.10%	18.48%	18.82%	18.28%	19.70%
2029	19.03%	17.58%	18.83%	18.16%	16.60%	17.50%	17.58%	17.33%	17.49%	17.85%	18.18%	17.66%	19.03%
2030	16.23%	14.99%	16.06%	15.49%	14.16%	14.92%	14.99%	14.79%	14.92%	15.23%	15.51%	15.06%	16.23%
2031	4.50%	4.16%	4.45%	4.29%	3.92%	4.14%	4.16%	4.10%	4.13%	4.22%	4.30%	4.17%	4.50%
2032	4.35%	4.16%	4.30%	4.15%	3.79%	4.00%	4.01%	3.96%	3.99%	4.08%	4.15%	4.03%	4.35%
2033	4.20%	3.88%	4.15%	4.01%	3.66%	3.86%	3.88%	3.82%	3.86%	3.94%	4.01%	3.90%	4.20%
2034	4.06%	3.75%	4.01%	3.87%	3.54%	3.73%	3.75%	3.69%	3.73%	3.80%	3.87%	3.76%	4.06%

En la gráfica No 3, se muestra el Porcentaje de Contratación actual de potencia firme vs el porcentaje de contratación regulatorio.

Gráfico No. 3 Nivel de Contratación de Potencia (%) 2014-2034



3.2 Nivel de Contratación de Energía

De acuerdo a la proyección anual de Energía de los Contratos de cada Empresa Distribuidora (Cuadros No. 2, 4, 6) y el Pronóstico Anual de Energía Requerida de cada Empresa Distribuidora (Cuadros No. 8, 10, 12), se obtienen los niveles de contratación de Energía vs el porcentaje mínimo de contratación regulatorio.

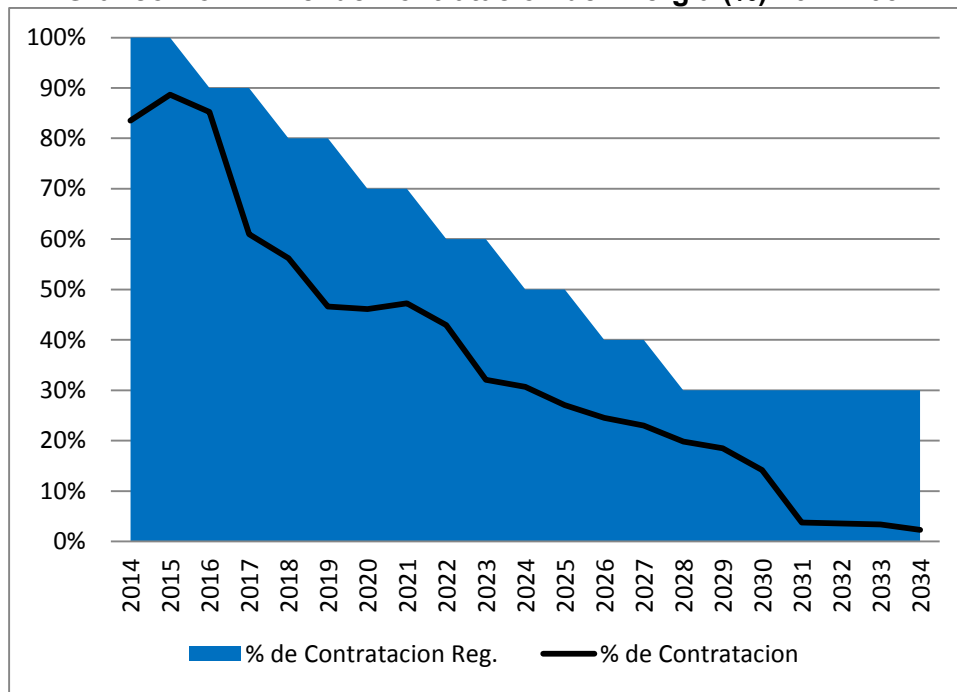
3.2.1 Nivel de contratación actual de EDEMET

Cuadro No. 16 Niveles de Contratación de Energía Actual vs Niveles de Contratación Regulatorio

	ene	feb	mar	abr	may	jun	jul	ago	sep	oct	nov	dic	Prom	Reg
2014	75.43%	80.10%	80.58%	79.74%	79.59%	84.53%	85.03%	86.46%	87.95%	88.35%	86.51%	88.25%	83.54%	100%
2015	86.09%	86.82%	88.67%	89.28%	82.04%	85.52%	89.90%	89.78%	93.43%	93.66%	89.90%	88.98%	88.67%	100%
2016	85.85%	85.94%	87.24%	83.70%	79.85%	84.50%	84.07%	83.61%	85.61%	91.09%	88.81%	82.49%	85.23%	90%
2017	59.00%	65.24%	64.74%	61.30%	57.87%	59.74%	59.92%	60.36%	61.97%	62.22%	61.84%	57.72%	60.99%	90%
2018	54.96%	53.61%	60.25%	57.16%	53.84%	55.61%	55.70%	56.16%	57.64%	57.91%	57.82%	53.91%	56.21%	80%
2019	47.30%	45.67%	51.82%	48.05%	43.68%	44.90%	45.33%	45.57%	47.31%	47.48%	47.63%	44.37%	46.59%	80%
2020	44.12%	43.89%	48.37%	44.96%	40.72%	41.55%	47.09%	47.41%	49.42%	49.71%	49.70%	46.23%	46.10%	70%
2021	47.88%	51.76%	51.64%	48.37%	44.33%	44.95%	45.13%	45.80%	47.38%	47.58%	47.62%	44.33%	47.23%	70%
2022	43.55%	47.11%	47.06%	44.12%	40.28%	40.88%	40.98%	41.55%	43.10%	43.31%	43.39%	40.27%	42.97%	60%
2023	32.46%	33.97%	34.48%	33.44%	29.65%	30.65%	30.99%	31.34%	32.57%	32.75%	32.79%	30.15%	32.10%	60%
2024	34.02%	34.46%	33.67%	31.39%	28.16%	28.92%	29.14%	29.44%	30.57%	29.62%	29.72%	29.16%	30.69%	50%
2025	29.61%	30.54%	29.30%	27.25%	24.40%	25.09%	25.43%	25.73%	26.59%	26.93%	27.42%	26.68%	27.08%	50%
2026	26.85%	27.80%	26.57%	24.69%	22.01%	22.67%	22.96%	23.31%	24.02%	24.37%	24.88%	24.18%	24.53%	40%
2027	25.34%	25.20%	24.63%	23.31%	20.74%	21.36%	21.63%	21.97%	22.66%	22.97%	23.45%	22.79%	23.00%	40%
2028	22.99%	23.81%	23.04%	21.43%	18.55%	17.53%	18.10%	17.82%	18.04%	18.17%	18.91%	19.64%	19.84%	30%
2029	21.71%	22.09%	21.74%	20.24%	17.49%	16.54%	16.76%	16.66%	16.73%	16.75%	17.05%	17.71%	18.46%	30%
2030	16.21%	16.39%	15.02%	15.03%	13.62%	13.02%	13.39%	13.22%	13.61%	13.25%	13.51%	13.84%	14.17%	30%
2031	5.06%	5.15%	4.85%	4.35%	3.26%	3.01%	3.23%	2.87%	3.00%	3.28%	3.66%	3.43%	3.76%	30%
2032	4.47%	4.99%	4.10%	3.40%	3.36%	2.85%	3.05%	2.96%	2.94%	3.11%	3.48%	4.01%	3.56%	30%
2033	4.53%	4.58%	3.81%	3.90%	3.18%	2.69%	2.88%	2.57%	2.97%	2.83%	2.85%	3.57%	3.36%	30%
2034	2.41%	2.39%	2.32%	2.31%	2.18%	2.17%	2.20%	2.20%	2.22%	2.24%	2.26%	2.16%	2.26%	30%

En la gráfica No 4, se muestra el Porcentaje de Contratación actual de energía vs el porcentaje de contratación regulatorio.

Grafico No. 4 Nivel de Contratación de Energía (%) 2014-2034



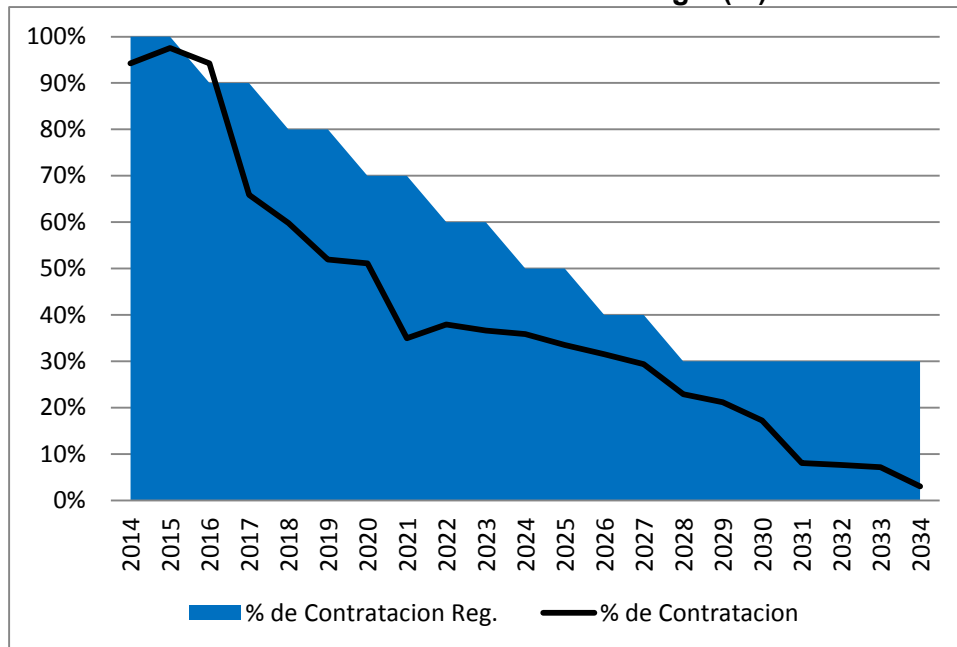
3.2.2 Nivel de Contratación Actual de EDECHI

Cuadro No. 17 Niveles de Contratación de Energía Actual vs Niveles de Contratación Regulatorio

	ene	feb	mar	abr	may	jun	jul	ago	sep	oct	nov	dic	Prom	Reg
2014	74.69%	86.63%	88.37%	88.14%	84.73%	92.11%	101.83%	102.63%	105.38%	102.44%	102.19%	102.02%	94.26%	100%
2015	94.52%	99.01%	95.02%	98.63%	90.38%	90.04%	99.51%	103.76%	102.59%	101.76%	101.02%	94.26%	97.54%	100%
2016	92.01%	95.45%	93.14%	92.86%	84.11%	89.52%	93.87%	93.12%	99.62%	102.42%	103.18%	91.53%	94.24%	90%
2017	56.47%	70.19%	69.26%	65.65%	61.35%	64.86%	63.97%	67.68%	69.93%	70.36%	69.49%	61.40%	65.89%	90%
2018	52.51%	50.27%	63.80%	60.65%	56.56%	59.91%	59.32%	62.53%	64.70%	65.03%	65.30%	57.55%	59.84%	80%
2019	50.90%	46.95%	59.52%	54.62%	47.82%	48.60%	48.36%	52.08%	54.28%	54.30%	55.48%	50.79%	51.97%	80%
2020	47.19%	43.91%	54.93%	50.57%	43.79%	44.12%	50.41%	54.11%	57.09%	56.71%	58.14%	52.59%	51.13%	70%
2021	33.94%	38.21%	40.34%	36.75%	30.00%	30.82%	30.59%	35.13%	36.91%	36.53%	37.90%	32.48%	34.97%	70%
2022	37.51%	40.83%	42.74%	39.71%	33.16%	33.87%	33.67%	38.23%	39.92%	39.45%	40.99%	35.50%	37.97%	60%
2023	36.92%	36.32%	38.54%	38.80%	31.55%	33.23%	33.95%	37.41%	39.18%	38.54%	40.06%	34.86%	36.61%	60%
2024	42.98%	38.50%	39.03%	36.46%	30.56%	31.65%	31.26%	34.49%	35.97%	35.76%	37.36%	36.56%	35.88%	50%
2025	39.40%	35.98%	35.66%	33.18%	27.98%	29.01%	29.70%	32.81%	33.79%	33.65%	36.18%	34.84%	33.51%	50%
2026	37.10%	33.97%	33.52%	31.18%	26.27%	27.26%	27.91%	30.84%	31.66%	31.65%	34.02%	32.69%	31.51%	40%
2027	35.01%	30.00%	30.61%	29.35%	24.71%	25.64%	26.24%	29.02%	29.85%	29.78%	32.02%	30.67%	29.41%	40%
2028	30.69%	27.70%	28.25%	26.17%	20.76%	17.86%	19.10%	19.61%	19.36%	19.05%	21.79%	24.26%	22.88%	30%
2029	28.93%	25.11%	26.51%	24.64%	19.51%	16.84%	17.69%	18.86%	17.60%	17.17%	18.73%	22.64%	21.19%	30%
2030	23.57%	20.21%	17.98%	19.55%	16.42%	14.35%	15.23%	15.82%	16.01%	14.27%	15.65%	17.89%	17.24%	30%
2031	13.29%	11.27%	11.38%	10.16%	6.39%	5.65%	6.35%	5.30%	5.36%	6.60%	8.19%	7.25%	8.10%	30%
2032	11.25%	11.16%	8.95%	6.80%	7.13%	5.32%	5.97%	6.21%	5.44%	6.22%	7.71%	9.85%	7.67%	30%
2033	11.82%	9.97%	8.15%	9.01%	6.62%	4.95%	5.56%	4.71%	5.83%	5.38%	5.48%	8.40%	7.16%	30%
2034	3.35%	2.89%	2.88%	3.08%	2.96%	2.96%	3.01%	3.09%	3.13%	3.04%	3.19%	2.94%	3.04%	30%

En la gráfica No 5, se muestra el Porcentaje de Contratación actual de energía vs el porcentaje de contratación regulatorio.

Grafico No. 5 Nivel de Contratación de Energía (%) 2014-2034



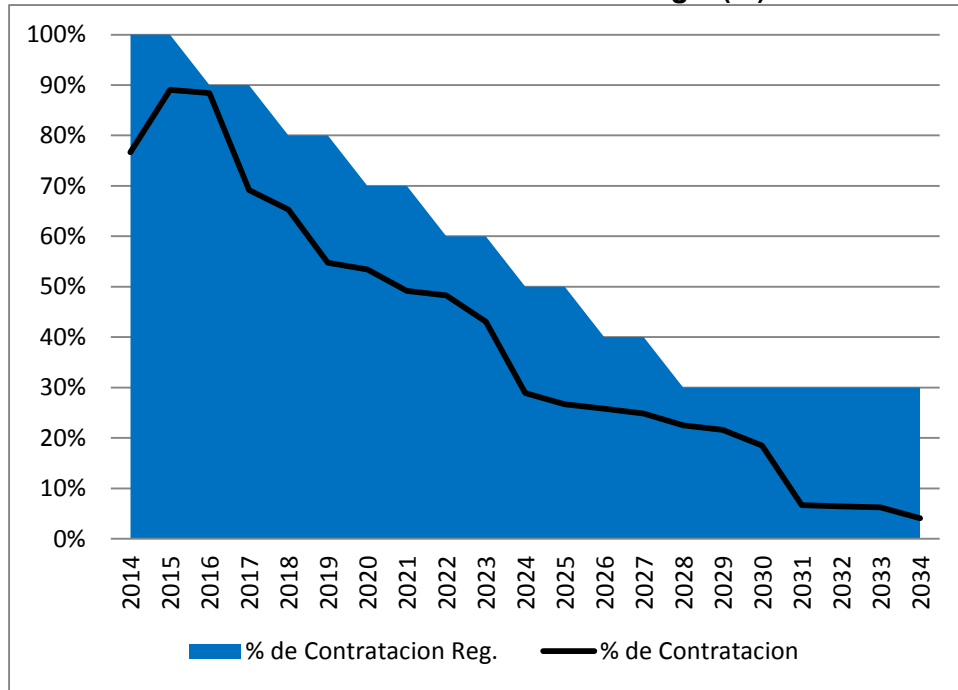
3.2.3 Nivel de Contratación Actual de ENSA

Cuadro No. 18 Niveles de Contratación de Energía Actual vs Niveles de Contratación Regulatorio

	ene	feb	mar	abr	may	jun	jul	ago	sep	oct	nov	dic	Prom
2014	68.02%	69.02%	75.34%	71.24%	66.21%	78.70%	76.73%	77.86%	83.26%	82.26%	85.59%	85.93%	76.68%
2015	84.04%	80.43%	89.84%	84.67%	75.27%	87.08%	92.08%	93.02%	98.47%	96.22%	93.72%	93.37%	89.02%
2016	90.23%	86.82%	95.27%	87.56%	79.64%	84.99%	86.38%	85.60%	90.58%	93.66%	92.36%	87.45%	88.38%
2017	71.29%	70.07%	74.94%	70.68%	63.45%	67.68%	67.72%	67.29%	68.09%	70.00%	71.38%	67.49%	69.17%
2018	67.63%	62.25%	71.08%	67.05%	60.18%	64.20%	64.24%	63.83%	64.59%	66.40%	67.78%	64.09%	65.28%
2019	58.12%	53.65%	61.56%	56.79%	49.94%	52.63%	52.91%	52.49%	53.30%	54.75%	56.45%	54.42%	54.75%
2020	52.84%	50.34%	56.22%	51.77%	45.36%	47.67%	54.84%	54.46%	55.46%	56.73%	58.61%	56.36%	53.39%
2021	52.03%	50.77%	55.13%	50.81%	44.55%	46.94%	46.99%	47.00%	47.64%	48.89%	50.41%	48.43%	49.13%
2022	51.12%	49.82%	54.09%	49.89%	43.78%	46.13%	46.18%	46.18%	46.80%	48.03%	49.51%	47.57%	48.26%
2023	45.79%	43.63%	47.59%	44.76%	38.87%	41.26%	41.58%	41.34%	41.93%	43.02%	44.39%	42.62%	43.07%
2024	33.10%	31.40%	33.34%	30.03%	25.75%	27.29%	26.98%	26.89%	27.36%	27.55%	28.66%	28.76%	28.93%
2025	30.11%	28.39%	30.36%	27.21%	23.29%	24.68%	25.01%	24.90%	25.25%	26.08%	27.50%	27.38%	26.68%
2026	29.08%	27.52%	29.32%	26.27%	22.49%	23.84%	24.15%	24.05%	24.36%	25.19%	26.56%	26.44%	25.77%
2027	28.10%	25.85%	27.96%	25.38%	21.73%	23.02%	23.33%	23.23%	23.55%	24.33%	25.65%	25.54%	24.80%
2028	26.30%	25.09%	26.66%	23.97%	20.24%	20.25%	20.69%	20.25%	20.40%	20.83%	22.01%	23.13%	22.49%
2029	25.40%	23.54%	25.76%	23.16%	19.55%	19.56%	20.02%	19.77%	19.46%	19.78%	20.56%	22.65%	21.60%
2030	22.00%	20.37%	20.43%	19.79%	17.04%	16.97%	17.44%	17.00%	17.35%	16.94%	17.66%	18.94%	18.50%
2031	9.28%	8.61%	9.11%	7.69%	5.46%	5.38%	5.78%	4.97%	5.11%	5.69%	6.58%	6.30%	6.66%
2032	8.32%	8.44%	7.78%	6.03%	5.81%	5.20%	5.59%	5.33%	5.13%	5.50%	6.35%	7.69%	6.43%
2033	8.66%	8.04%	7.35%	7.18%	5.61%	5.02%	5.40%	4.63%	5.32%	5.10%	5.24%	6.95%	6.21%
2034	4.34%	4.01%	4.30%	4.14%	3.79%	3.99%	4.01%	3.96%	3.99%	4.07%	4.15%	4.03%	4.07%

En la gráfica No 6, se muestra el Porcentaje de Contratación actual de energía vs el porcentaje de contratación regulatorio.

Grafico No. 6 Nivel de Contratación de Energía (%) 2014-2034



4 Requerimientos de Potencia y Energía

Los requerimientos de contratación tanto de potencia como de energía, se determinan de acuerdo a lo establecido en la “Metodología para el Cálculo de los Requerimientos de Potencia y Energía por Contratar para las Empresas Distribuidoras”, aprobado mediante la resolución AN No 3885-Elec del 8 de octubre de 2010.

4.1 Requerimientos de Potencia de EDEMET

Cuadro No. 19 Requerimientos de Potencia Firme (MW)

	ene	feb	mar	abr	may	jun	jul	ago	sep	oct	nov	dic
2014	152.48	132.82	111.42	23.99	34.52	4.49	42.30	26.71	11.58	62.78	80.66	110.15
2015	124.90	119.45	106.69	86.06	127.60	106.31	121.00	102.74	95.74	88.31	115.01	126.96
2016	198.50	212.11	219.98	223.03	263.69	247.61	222.09	258.08	243.09	245.56	242.97	284.18
2017	416.80	439.56	437.23	470.52	507.96	501.11	475.98	493.17	473.15	478.48	474.03	510.30
2018	486.41	512.23	509.97	542.43	586.24	577.93	553.34	570.24	549.40	554.05	547.71	588.48
2019	657.04	688.56	683.73	715.37	767.71	756.75	731.71	748.33	726.65	730.62	724.20	768.78
2020	730.65	726.67	760.67	791.42	848.10	839.09	753.56	769.87	747.31	748.39	743.57	790.38
2021	733.87	744.27	767.44	797.20	849.43	853.26	827.20	845.82	819.67	819.99	815.68	864.96
2022	832.94	846.46	870.21	899.00	958.21	962.13	935.53	957.76	926.68	926.20	920.13	975.37
2023	1,031.85	1,052.57	1,073.07	1,099.73	1,167.50	1,171.52	1,144.34	1,162.93	1,134.08	1,132.75	1,126.00	1,185.89
2024	1,125.62	1,102.16	1,171.06	1,196.61	1,272.36	1,276.48	1,248.69	1,266.89	1,236.92	1,253.92	1,246.46	1,309.91
2025	1,255.14	1,253.88	1,303.75	1,328.18	1,411.90	1,416.13	1,387.72	1,405.54	1,374.45	1,370.21	1,365.35	1,430.80
2026	1,368.74	1,372.02	1,421.69	1,444.97	1,536.91	1,541.25	1,512.19	1,526.34	1,497.38	1,493.28	1,484.35	1,556.41
2027	1,471.20	1,475.66	1,528.75	1,550.82	1,651.47	1,655.93	1,626.20	1,639.92	1,609.73	1,604.64	1,594.92	1,671.62
2028	1,575.44	1,522.22	1,637.69	1,658.52	1,768.03	1,772.61	1,742.19	1,757.68	1,724.06	1,717.95	1,707.88	1,787.73
2029	1,687.51	1,669.97	1,755.90	1,775.38	1,894.52	1,899.22	1,868.06	1,883.53	1,848.11	1,840.91	1,829.51	1,916.04
2030	1,862.12	1,849.50	1,933.51	1,951.60	2,080.68	2,085.52	2,053.58	2,066.39	2,031.76	2,023.42	2,011.13	2,103.62
2031	2,200.18	2,195.13	2,279.39	2,296.01	2,435.58	2,440.57	2,407.82	2,417.93	2,384.01	2,374.48	2,361.23	2,458.63
2032	2,331.19	2,250.79	2,415.19	2,430.26	2,580.88	2,586.01	2,552.41	2,554.98	2,526.52	2,508.13	2,489.77	2,596.93
2033	2,466.08	2,476.85	2,556.14	2,569.61	2,731.69	2,736.98	2,702.49	2,704.51	2,674.43	2,654.73	2,635.34	2,748.60
2034	2,608.65	2,631.11	2,705.12	2,716.90	2,888.48	2,896.56	2,861.12	2,862.56	2,830.78	2,809.70	2,789.21	2,908.91

4.2 Requerimientos de Potencia de EDECHI

Cuadro No. 20 Requerimientos de Potencia Firme (MW)

	ene	feb	mar	abr	may	jun	jul	ago	sep	oct	nov	dic
2014	10.92	10.28	8.46	0.00	0.00	0.00	0.00	0.00	0.00	2.15	0.00	11.09
2015	14.50	14.61	14.14	8.92	16.88	19.93	14.31	6.45	5.25	11.51	9.51	17.23
2016	28.95	35.88	40.90	35.69	40.37	37.92	29.97	32.16	29.38	35.58	29.07	39.39
2017	64.49	80.53	81.92	73.31	77.72	79.64	74.61	72.46	69.86	75.55	68.81	78.06
2018	74.32	92.26	93.77	84.21	89.33	91.08	85.88	83.28	80.45	86.53	79.26	89.84
2019	102.99	121.92	123.17	113.05	118.68	120.47	116.23	112.44	109.56	115.84	108.04	119.57
2020	113.48	128.52	135.91	124.64	131.22	132.64	117.84	113.94	111.01	117.51	109.16	121.86
2021	146.78	169.00	170.27	158.19	165.55	167.04	161.65	157.24	154.26	160.99	152.05	165.98
2022	148.73	172.92	174.32	161.37	169.47	170.88	165.83	160.34	157.31	164.27	154.72	169.74
2023	157.61	184.06	185.38	171.52	180.39	181.73	176.65	170.41	167.14	174.54	164.34	180.50
2024	169.95	191.05	200.01	185.20	194.79	196.15	191.02	184.00	180.68	188.33	177.47	195.40
2025	183.04	214.38	215.52	199.71	210.08	211.44	206.44	198.42	195.04	202.97	191.39	210.59
2026	196.90	231.32	231.95	215.07	226.27	227.63	222.37	213.68	210.23	218.46	206.12	227.05
2027	211.54	248.77	249.48	231.29	243.40	244.73	239.20	229.80	226.29	234.82	221.69	244.42
2028	227.09	256.81	267.72	248.52	261.60	262.89	257.08	246.93	243.34	252.20	238.22	262.45
2029	243.50	286.66	287.55	266.71	280.82	281.87	276.50	265.00	261.34	270.54	255.67	281.49
2030	266.47	312.56	313.56	291.57	306.60	307.99	302.10	289.74	286.00	295.57	279.75	307.25
2031	310.23	359.86	360.73	337.32	353.56	354.87	348.63	335.37	331.54	341.50	324.67	354.15
2032	329.68	369.84	383.78	358.88	376.19	377.61	371.20	356.79	352.88	363.24	345.54	376.72
2033	350.20	407.10	408.29	381.63	400.91	401.61	394.99	379.39	375.39	386.18	367.37	400.52
2034	371.95	432.18	433.88	405.73	421.61	422.14	415.47	403.34	399.24	410.49	390.49	425.75

4.3 Requerimientos de Potencia de ENSA

Cuadro No. 21 Requerimientos de Potencia Firme (MW)

	ene	feb	mar	abr	may	jun	jul	ago	sep	oct	nov	dic
2014	146.08	161.56	105.08	72.78	113.14	38.57	88.97	76.82	55.51	112.73	76.03	84.94
2015	80.15	105.48	52.93	76.12	132.57	71.05	62.73	52.09	37.02	38.29	48.15	43.92
2016	102.46	136.10	108.79	136.71	195.79	137.46	139.10	161.99	153.93	143.31	132.14	152.91
2017	219.43	271.89	226.25	250.02	312.35	274.33	271.14	280.83	274.72	260.65	248.46	268.07
2018	253.88	309.24	261.07	286.10	351.91	311.75	308.40	318.61	312.17	297.32	284.49	305.17
2019	350.91	408.44	358.38	384.39	452.77	411.03	407.55	418.17	411.47	396.03	382.70	404.20
2020	397.91	430.69	405.67	432.70	503.75	460.38	406.36	417.39	410.43	394.39	380.53	402.88
2021	418.50	480.56	426.56	454.61	528.37	484.36	480.60	492.06	484.82	468.14	453.75	476.97
2022	440.28	504.77	448.65	477.80	554.46	508.72	504.80	516.72	509.19	491.86	476.89	501.03
2023	495.01	561.81	503.69	533.87	613.27	565.89	561.84	574.17	566.37	548.42	532.93	557.93
2024	631.73	669.68	640.72	671.97	754.19	705.13	706.02	718.79	710.72	697.87	681.82	707.72
2025	676.86	748.50	686.16	718.52	803.67	752.86	748.51	761.74	753.37	734.11	717.49	744.31
2026	707.55	781.73	717.19	750.69	838.86	786.24	781.73	795.43	786.76	766.82	749.61	777.39
2027	739.28	816.10	749.26	783.94	875.24	820.75	816.09	830.27	821.29	800.64	782.82	811.58
2028	772.09	815.73	782.42	818.33	912.86	856.44	851.61	866.29	857.00	835.61	817.16	846.94
2029	806.02	888.37	816.72	853.89	951.77	893.34	888.35	903.55	893.92	871.78	852.68	883.51
2030	863.26	948.52	874.34	912.82	1,014.15	953.66	948.49	964.22	954.26	931.33	911.56	943.48
2031	1,018.87	1,107.14	1,030.34	1,070.17	1,175.08	1,112.45	1,107.09	1,123.38	1,113.06	1,089.33	1,068.86	1,101.91
2032	1,056.43	1,106.58	1,068.31	1,109.54	1,218.14	1,153.31	1,147.76	1,164.62	1,153.93	1,129.36	1,108.17	1,142.39
2033	1,095.31	1,189.92	1,107.61	1,150.29	1,262.73	1,195.60	1,189.86	1,207.32	1,196.25	1,170.81	1,148.87	1,184.29
2034	1,135.57	1,233.51	1,148.30	1,192.49	1,308.89	1,239.39	1,233.44	1,251.51	1,240.06	1,213.71	1,191.00	1,227.68

4.4 Requerimientos de Energía de EDEMET

Cuadro No. 22 Requerimientos de Energía (GWh)

	ene	feb	mar	abr	may	jun	jul	ago	sep	oct	nov	dic	Total
2014	89.66	67.06	74.61	77.31	78.89	57.12	55.18	50.98	43.13	43.88	48.68	44.33	730.83
2015	54.25	47.68	46.70	43.73	74.89	57.54	40.01	41.36	25.24	25.66	39.22	44.71	540.98
2016	59.18	54.62	56.50	71.16	90.14	66.18	67.88	71.34	59.46	38.70	46.79	76.46	758.41
2017	184.51	141.10	168.26	181.35	201.30	185.64	184.55	186.51	169.56	176.90	171.56	198.38	2,149.63
2018	217.47	202.36	203.87	215.06	237.04	219.79	219.54	221.68	203.12	211.74	203.43	232.38	2,587.49
2019	271.69	253.93	264.24	278.13	309.89	291.82	290.12	294.34	270.38	282.43	270.12	300.19	3,377.28
2020	307.61	280.89	302.68	314.22	348.02	331.00	300.53	304.08	277.61	288.56	277.24	309.93	3,642.37
2021	306.47	252.05	303.24	314.51	346.69	333.51	333.70	335.87	309.08	321.68	309.01	343.18	3,808.99
2022	353.81	295.05	354.20	362.44	397.00	382.32	383.45	387.51	356.81	371.17	355.96	393.15	4,392.87
2023	451.42	394.51	467.88	459.52	499.29	478.76	479.02	484.75	451.50	469.97	450.94	490.93	5,578.47
2024	470.19	419.62	505.52	504.60	544.32	523.85	525.43	531.61	496.42	524.87	503.17	531.14	6,080.72
2025	533.13	463.19	572.76	567.86	609.11	586.94	588.29	594.86	558.17	578.86	552.95	584.35	6,790.47
2026	587.36	511.81	631.20	622.80	666.88	643.00	645.37	650.55	613.21	636.13	606.36	641.13	7,455.80
2027	635.57	562.47	687.49	672.02	719.25	693.90	697.15	702.39	662.49	687.44	655.50	692.71	8,068.37
2028	693.49	608.70	743.02	727.90	782.59	770.39	771.71	783.88	743.41	772.93	735.08	762.71	8,895.82
2029	746.39	648.79	800.96	782.28	840.45	826.58	831.87	842.86	800.84	833.54	796.83	828.35	9,579.75
2030	846.07	739.50	920.66	881.16	931.58	911.95	916.79	928.11	879.82	919.44	879.28	918.30	10,672.67
2031	1,012.93	889.67	1,090.91	1,048.61	1,104.40	1,076.37	1,084.69	1,098.53	1,045.77	1,084.86	1,036.44	1,088.92	12,662.10
2032	1,078.31	945.81	1,163.34	1,119.45	1,167.46	1,140.92	1,150.36	1,158.14	1,107.44	1,146.44	1,093.55	1,141.83	13,413.05
2033	1,138.45	1,006.85	1,233.37	1,175.92	1,236.45	1,207.93	1,218.53	1,229.33	1,170.41	1,215.40	1,163.50	1,212.51	14,208.62
2034	1,229.38	1,092.58	1,323.70	1,262.29	1,319.38	1,283.65	1,297.57	1,304.55	1,246.81	1,292.57	1,237.46	1,300.40	15,190.35

4.5 Requerimientos de Energía de EDECHI

Cuadro No. 23 Requerimientos de Energía (GWh)

	ene	feb	mar	abr	may	jun	jul	ago	sep	oct	nov	dic	Total
2014	15.48	7.67	7.48	7.10	8.90	4.81	0.00	0.00	0.00	0.00	0.00	0.00	51.44
2015	3.60	0.61	3.45	0.88	6.08	6.54	0.33	0.00	0.00	0.00	0.00	3.80	25.29
2016	5.62	3.05	5.12	4.95	10.85	7.40	4.51	4.95	0.26	0.00	0.00	6.05	52.75
2017	32.85	21.46	24.73	25.63	28.46	26.73	28.54	25.03	22.20	22.45	22.74	29.76	310.56
2018	38.44	38.59	31.39	31.58	34.49	32.81	34.72	31.21	28.02	28.48	27.80	35.32	392.84
2019	42.68	44.12	37.54	38.97	44.38	45.04	47.46	42.70	38.88	39.82	38.15	43.84	503.57
2020	48.90	50.03	44.74	45.33	51.19	52.30	48.61	43.66	38.99	40.26	38.28	45.17	547.45
2021	65.44	58.76	63.21	61.89	68.16	69.11	72.70	65.86	61.21	62.95	60.56	68.73	778.57
2022	65.86	60.02	64.72	62.92	69.49	70.50	74.37	66.89	62.22	64.03	61.35	70.06	792.44
2023	70.62	68.84	73.99	68.01	75.86	75.81	78.98	72.15	67.04	69.17	66.30	75.36	862.13
2024	67.77	70.98	78.11	75.11	81.92	82.58	87.59	80.33	75.12	76.89	73.69	78.28	928.37
2025	76.46	78.46	87.70	84.02	90.43	91.26	95.48	87.63	82.67	84.44	79.82	85.54	1,023.90
2026	84.23	86.25	96.36	92.01	98.50	99.46	104.17	95.90	90.78	92.47	87.71	94.09	1,121.95
2027	92.35	97.26	107.00	100.41	106.99	108.11	113.35	104.62	99.10	100.95	96.02	103.15	1,229.29
2028	104.50	106.90	117.55	111.51	119.76	126.96	132.19	125.93	121.14	123.66	117.37	119.77	1,427.25
2029	113.66	117.56	128.09	120.94	129.33	136.52	143.21	135.02	131.56	134.40	129.54	129.96	1,549.79
2030	129.68	133.01	151.81	137.17	142.71	149.53	156.76	148.83	142.54	147.76	142.81	146.54	1,729.14
2031	156.06	157.20	174.25	162.70	169.88	175.00	184.02	177.82	170.66	170.95	165.05	175.90	2,039.50
2032	169.37	167.40	190.11	179.20	178.99	186.51	196.32	186.98	181.11	182.21	176.20	181.51	2,175.90
2033	178.39	179.78	203.65	185.68	191.43	198.76	209.42	201.62	191.49	195.08	191.46	195.72	2,322.47
2034	207.28	205.51	228.43	209.89	208.89	212.99	225.91	217.58	209.12	212.10	208.05	220.08	2,565.83

4.6 Requerimientos de Energía de ENSA

Cuadro No. 24 Requerimientos de Energía (GWh)

	ene	feb	mar	abr	may	jun	jul	ago	sep	oct	nov	dic	Total
2014	88.18	79.29	71.97	82.13	100.06	60.57	67.79	65.42	47.33	51.38	39.16	40.23	793.51
2015	46.34	52.75	31.22	46.07	77.11	38.68	24.22	21.66	4.54	11.50	17.92	19.91	391.92
2016	29.80	37.30	15.24	39.29	66.66	47.18	43.74	46.92	29.36	20.26	22.88	39.56	438.19
2017	90.59	87.68	83.68	95.80	123.88	105.16	107.32	110.30	102.96	99.19	88.75	106.08	1,201.37
2018	107.55	116.43	101.64	113.35	142.08	122.63	125.18	128.40	120.29	116.95	105.18	123.35	1,423.03
2019	144.58	148.53	140.40	154.44	185.61	168.58	171.24	175.21	164.83	163.67	147.72	162.66	1,927.47
2020	169.15	165.37	166.15	179.15	210.49	193.53	170.65	174.54	163.34	162.62	145.89	161.84	2,062.72
2021	178.82	170.37	176.99	189.90	222.01	203.94	208.18	211.09	199.58	199.62	181.66	198.74	2,340.89
2022	189.37	180.45	188.19	201.02	233.89	215.15	219.61	222.74	210.70	210.94	192.20	209.94	2,474.21
2023	217.51	209.93	222.48	229.48	263.40	242.97	246.87	251.43	238.17	239.48	219.21	237.95	2,818.88
2024	277.95	264.57	293.04	301.01	331.29	311.46	319.55	324.51	308.54	315.35	291.26	305.93	3,644.44
2025	300.68	285.97	317.01	324.30	354.42	334.10	339.84	345.15	328.79	333.17	306.49	322.93	3,892.84
2026	315.95	299.70	333.16	340.10	370.81	349.82	355.89	361.43	344.48	349.14	321.47	338.68	4,080.63
2027	331.64	317.48	351.56	356.41	387.73	366.08	372.49	378.27	360.49	365.65	336.96	354.97	4,279.72
2028	351.97	332.05	370.55	375.96	409.03	392.66	398.88	406.81	388.63	396.10	365.95	379.41	4,568.00
2029	368.83	350.88	388.39	393.41	427.14	410.05	416.45	423.71	407.09	415.53	385.90	395.24	4,782.60
2030	399.22	378.34	430.96	425.13	456.01	438.18	445.06	453.78	432.47	445.37	414.09	428.81	5,147.41
2031	480.73	449.49	509.61	506.51	537.97	516.94	525.79	537.89	514.04	523.53	486.39	513.14	6,102.03
2032	502.93	466.21	535.28	533.81	554.87	536.19	545.44	554.71	532.01	543.08	504.73	523.31	6,332.55
2033	518.71	484.75	556.68	545.85	575.62	556.11	565.78	578.45	549.63	564.60	528.69	546.08	6,570.95
2034	562.35	523.78	595.30	583.53	607.40	581.94	594.28	603.07	577.01	590.77	553.64	583.04	6,956.10

5 Necesidades de Contratación de Potencia y Energía

Las necesidades de contratación, que servirán para determinar el programa de realización de Actos de Concurrencia, se medirán en base a los plazos de duración de los contratos y al cumplimiento al menos con los siguientes porcentajes de contratación para la potencia y la energía, considerando una tolerancia de menos 5%.

Cuadro No. 25 Porcentaje de Contratación Regulatorio

Años Corrientes	% de Cont. Regulatorio	Años
1-2	100%	2014-2015
3-4	90%	2016-2017
5-6	80%	2018-2019
7-8	70%	2020-2021
9-10	60%	2022-2023
11-12	50%	2024-2025
13-14	40%	2026-2027
15-21	30%	2028-2034

5.1 Necesidades Mínimas de Contratación 2014-2034

Cumpliendo con los porcentajes de contratación regulatorios establecidos en las Reglas de Compra como se muestra en el cuadro No. 25 y considerando la tolerancia de menos 5%, las necesidades mínimas de contratación para el periodo de 2014 a 2034 serían las siguientes.

5.1.1 Necesidades Mínimas de Contratación de Potencia Firme

Cuadro No. 26 Necesidades Mínimas de Contratación de EDEMET 2014-2034 (MW)

	ene	feb	mar	abr	may	jun	jul	ago	sep	oct	nov	dic
2014	144.85	126.18	105.85	22.79	32.79	4.27	40.19	25.37	11.00	59.65	76.63	104.64
2015	118.66	113.47	101.35	81.76	121.22	100.99	114.95	97.60	90.95	83.90	109.26	120.61
2016	168.73	180.30	186.98	189.58	224.13	210.47	188.78	219.37	206.63	208.73	206.52	241.55
2017	354.28	373.63	371.65	399.94	431.77	425.95	404.59	419.19	402.18	406.71	402.93	433.76
2018	364.81	384.17	382.48	406.83	439.68	433.44	415.01	427.68	412.05	415.53	410.78	441.36
2019	492.78	516.42	512.80	536.52	575.78	567.56	548.78	561.25	544.99	547.97	543.15	576.58
2020	474.92	472.34	494.44	514.42	551.26	545.41	489.81	500.42	485.75	486.45	483.32	513.74
2021	477.01	483.77	498.84	518.18	552.13	554.62	537.68	549.79	532.79	532.99	530.19	562.22
2022	458.12	465.55	478.62	494.45	527.01	529.17	514.54	526.77	509.67	509.41	506.07	536.45
2023	567.52	578.92	590.19	604.85	642.13	644.34	629.39	639.61	623.75	623.01	619.30	652.24
2024	506.53	495.97	526.98	538.48	572.56	574.42	561.91	570.10	556.61	564.27	560.91	589.46
2025	564.81	564.25	586.69	597.68	635.36	637.26	624.47	632.49	618.50	616.59	614.41	643.86
2026	479.06	480.21	497.59	505.74	537.92	539.44	529.27	534.22	524.08	522.65	519.52	544.75
2027	514.92	516.48	535.06	542.79	578.01	579.57	569.17	573.97	563.41	561.63	558.22	585.07
2028	393.86	380.55	409.42	414.63	442.01	443.15	435.55	439.42	431.01	429.49	426.97	446.93
2029	421.88	417.49	438.98	443.85	473.63	474.81	467.01	470.88	462.03	460.23	457.38	479.01
2030	465.53	462.37	483.38	487.90	520.17	521.38	513.40	516.60	507.94	505.86	502.78	525.90
2031	550.05	548.78	569.85	574.00	608.90	610.14	601.95	604.48	596.00	593.62	590.31	614.66
2032	582.80	562.70	603.80	607.57	645.22	646.50	638.10	638.74	631.63	627.03	622.44	649.23
2033	616.52	619.21	639.03	642.40	682.92	684.25	675.62	676.13	668.61	663.68	658.84	687.15
2034	652.16	657.78	676.28	679.23	722.12	724.14	715.28	715.64	707.70	702.42	697.30	727.23

Cuadro No. 27 Necesidades Mínimas de Contratación de EDECHI 2014-2034 (MW)

	ene	feb	mar	abr	may	jun	jul	ago	sep	oct	nov	dic
2014	10.37	9.76	8.04	0.00	0.00	0.00	0.00	0.00	0.00	2.04	0.00	10.53
2015	13.77	13.88	13.43	8.47	16.04	18.94	13.59	6.13	4.99	10.94	9.03	16.37
2016	24.61	30.50	34.77	30.33	34.32	32.23	25.48	27.34	24.97	30.24	24.71	33.48
2017	54.81	68.45	69.63	62.32	66.06	67.69	63.42	61.59	59.38	64.22	58.49	66.35
2018	55.74	69.19	70.32	63.16	67.00	68.31	64.41	62.46	60.34	64.90	59.44	67.38
2019	77.24	91.44	92.38	84.79	89.01	90.36	87.17	84.33	82.17	86.88	81.03	89.67
2020	73.76	83.54	88.34	81.01	85.29	86.22	76.60	74.06	72.16	76.38	70.95	79.21
2021	95.41	109.85	110.68	102.82	107.61	108.58	105.07	102.20	100.27	104.64	98.83	107.88
2022	81.80	95.11	95.88	88.75	93.21	93.99	91.21	88.19	86.52	90.35	85.09	93.36
2023	86.68	101.23	101.96	94.33	99.21	99.95	97.16	93.72	91.92	95.99	90.39	99.28
2024	76.48	85.97	90.00	83.34	87.66	88.27	85.96	82.80	81.30	84.75	79.86	87.93
2025	82.37	96.47	96.99	89.87	94.54	95.15	92.90	89.29	87.77	91.34	86.12	94.76
2026	68.92	80.96	81.18	75.27	79.20	79.67	77.83	74.79	73.58	76.46	72.14	79.47
2027	74.04	87.07	87.32	80.95	85.19	85.65	83.72	80.43	79.20	82.19	77.59	85.55
2028	56.77	64.20	66.93	62.13	65.40	65.72	64.27	61.73	60.84	63.05	59.56	65.61
2029	60.87	71.66	71.89	66.68	70.21	70.47	69.13	66.25	65.33	67.64	63.92	70.37
2030	66.62	78.14	78.39	72.89	76.65	77.00	75.52	72.43	71.50	73.89	69.94	76.81
2031	77.56	89.97	90.18	84.33	88.39	88.72	87.16	83.84	82.89	85.37	81.17	88.54
2032	82.42	92.46	95.95	89.72	94.05	94.40	92.80	89.20	88.22	90.81	86.39	94.18
2033	87.55	101.77	102.07	95.41	100.23	100.40	98.75	94.85	93.85	96.55	91.84	100.13
2034	92.99	108.05	108.47	101.43	105.40	105.53	103.87	100.84	99.81	102.62	97.62	106.44

Cuadro No. 28 Necesidades Mínimas de Contratación de ENSA 2014-2034 (MW)

	ene	feb	mar	abr	may	jun	jul	ago	sep	oct	nov	dic
2014	138.78	153.49	99.83	69.14	107.48	36.64	84.52	72.98	52.74	107.09	72.23	80.69
2015	76.14	100.21	50.28	72.32	125.94	67.49	59.60	49.49	35.17	36.37	45.74	41.72
2016	87.10	115.69	92.47	116.20	166.42	116.84	118.24	137.69	130.84	121.82	112.32	129.97
2017	186.52	231.11	192.31	212.52	265.49	233.18	230.47	238.71	233.51	221.55	211.19	227.86
2018	190.41	231.93	195.80	214.58	263.93	233.81	231.30	238.96	234.13	222.99	213.36	228.88
2019	263.18	306.33	268.78	288.29	339.57	308.28	305.66	313.63	308.60	297.02	287.02	303.15
2020	258.64	279.95	263.69	281.25	327.44	299.25	264.14	271.31	266.78	256.35	247.35	261.87
2021	272.02	312.37	277.26	295.50	343.44	314.84	312.39	319.84	315.13	304.29	294.93	310.03
2022	242.15	277.63	246.76	262.79	304.95	279.79	277.64	284.19	280.05	270.52	262.29	275.57
2023	272.26	309.00	277.03	293.63	337.30	311.24	309.01	315.80	311.51	301.63	293.11	306.86
2024	284.28	301.36	288.32	302.39	339.39	317.31	317.71	323.46	319.82	314.04	306.82	318.47
2025	304.59	336.83	308.77	323.34	361.65	338.79	336.83	342.78	339.02	330.35	322.87	334.94
2026	247.64	273.61	251.01	262.74	293.60	275.18	273.61	278.40	275.37	268.39	262.37	272.08
2027	258.75	285.63	262.24	274.38	306.33	287.26	285.63	290.59	287.45	280.22	273.99	284.05
2028	193.02	203.93	195.61	204.58	228.21	214.11	212.90	216.57	214.25	208.90	204.29	211.74
2029	201.50	222.09	204.18	213.47	237.94	223.34	222.09	225.89	223.48	217.94	213.17	220.88
2030	215.82	237.13	218.59	228.21	253.54	238.42	237.12	241.06	238.56	232.83	227.89	235.87
2031	254.72	276.78	257.58	267.54	293.77	278.11	276.77	280.85	278.27	272.33	267.21	275.48
2032	264.11	276.64	267.08	277.38	304.54	288.33	286.94	291.16	288.48	282.34	277.04	285.60
2033	273.83	297.48	276.90	287.57	315.68	298.90	297.46	301.83	299.06	292.70	287.22	296.07
2034	283.89	308.38	287.08	298.12	327.22	309.85	308.36	312.88	310.01	303.43	297.75	306.92

5.1.2 Necesidades Mínimas de Contratación de Energía.

Cuadro No. 29 Necesidades Mínimas de Contratación de EDEMET 2014-2034 (GWh)

	ene	feb	mar	abr	may	jun	jul	ago	sep	oct	nov	dic	Total
2014	85.18	63.71	70.88	73.44	74.95	54.26	52.42	48.43	40.97	41.69	46.25	42.11	694.29
2015	51.53	45.30	44.37	41.54	71.14	54.66	38.01	39.29	23.98	24.37	37.26	42.48	513.93
2016	50.30	46.43	48.03	60.49	76.62	56.25	57.70	60.64	50.54	32.90	39.77	64.99	644.65
2017	156.84	119.93	143.02	154.15	171.11	157.80	156.87	158.54	144.13	150.37	145.82	168.63	1,827.19
2018	163.11	151.77	152.90	161.30	177.78	164.84	164.65	166.26	152.34	158.80	152.57	174.29	1,940.62
2019	203.77	190.44	198.18	208.60	232.42	218.86	217.59	220.76	202.79	211.82	202.59	225.14	2,532.96
2020	199.94	182.58	196.75	204.24	226.22	215.15	195.35	197.65	180.45	187.56	180.21	201.45	2,367.54
2021	199.21	163.83	197.11	204.43	225.35	216.78	216.90	218.32	200.90	209.09	200.86	223.07	2,475.84
2022	194.59	162.28	194.81	199.34	218.35	210.28	210.90	213.13	196.25	204.14	195.78	216.23	2,416.08
2023	248.28	216.98	257.33	252.74	274.61	263.32	263.46	266.61	248.32	258.48	248.02	270.01	3,068.16
2024	211.58	188.83	227.48	227.07	244.94	235.73	236.44	239.22	223.39	236.19	226.43	239.01	2,736.32
2025	239.91	208.43	257.74	255.54	274.10	264.12	264.73	267.69	251.18	260.49	248.83	262.96	3,055.71
2026	205.57	179.13	220.92	217.98	233.41	225.05	225.88	227.69	214.62	222.64	212.23	224.40	2,609.53
2027	222.45	196.86	240.62	235.21	251.74	242.86	244.00	245.84	231.87	240.60	229.42	242.45	2,823.93
2028	173.37	152.17	185.75	181.97	195.65	192.60	192.93	195.97	185.85	193.23	183.77	190.68	2,223.95
2029	186.60	162.20	200.24	195.57	210.11	206.65	207.97	210.71	200.21	208.38	199.21	207.09	2,394.94
2030	211.52	184.88	230.16	220.29	232.90	227.99	229.20	232.03	219.95	229.86	219.82	229.58	2,668.17
2031	253.23	222.42	272.73	262.15	276.10	269.09	271.17	274.63	261.44	271.21	259.11	272.23	3,165.53
2032	269.58	236.45	290.84	279.86	291.86	285.23	287.59	289.53	276.86	286.61	273.39	285.46	3,353.26
2033	284.61	251.71	308.34	293.98	309.11	301.98	304.63	307.33	292.60	303.85	290.87	303.13	3,552.16
2034	307.35	273.15	330.93	315.57	329.85	320.91	324.39	326.14	311.70	323.14	309.37	325.10	3,797.59

Cuadro No. 30 Necesidades Mínimas de Contratación de EDECHI 2014-2034 (GWh)

	ene	feb	mar	abr	may	jun	jul	ago	sep	oct	nov	dic	Total
2014	14.71	7.29	7.10	6.75	8.45	4.57	0.00	0.00	0.00	0.00	0.00	0.00	48.86
2015	3.42	0.58	3.27	0.84	5.78	6.21	0.32	0.00	0.00	0.00	0.00	3.61	24.03
2016	4.78	2.59	4.35	4.21	9.22	6.29	3.83	4.21	0.22	0.00	0.00	5.14	44.84
2017	27.92	18.24	21.02	21.78	24.19	22.72	24.26	21.27	18.87	19.09	19.33	25.29	263.98
2018	28.83	28.94	23.54	23.68	25.87	24.61	26.04	23.40	21.02	21.36	20.85	26.49	294.63
2019	32.01	33.09	28.16	29.23	33.28	33.78	35.59	32.03	29.16	29.86	28.61	32.88	377.68
2020	31.78	32.52	29.08	29.46	33.28	34.00	31.60	28.38	25.34	26.17	24.88	29.36	355.84
2021	42.54	38.19	41.08	40.23	44.30	44.92	47.25	42.81	39.78	40.92	39.36	44.68	506.07
2022	36.22	33.01	35.60	34.61	38.22	38.77	40.91	36.79	34.22	35.22	33.74	38.53	435.84
2023	38.84	37.86	40.69	37.41	41.72	41.69	43.44	39.68	36.87	38.04	36.47	41.45	474.17
2024	30.50	31.94	35.15	33.80	36.86	37.16	39.42	36.15	33.80	34.60	33.16	35.23	417.76
2025	34.41	35.30	39.46	37.81	40.70	41.07	42.96	39.43	37.20	38.00	35.92	38.49	460.76
2026	29.48	30.19	33.73	32.20	34.48	34.81	36.46	33.56	31.77	32.37	30.70	32.93	392.68
2027	32.32	34.04	37.45	35.14	37.45	37.84	39.67	36.62	34.68	35.33	33.61	36.10	430.25
2028	26.12	26.73	29.39	27.88	29.94	31.74	33.05	31.48	30.29	30.92	29.34	29.94	356.81
2029	28.41	29.39	32.02	30.23	32.33	34.13	35.80	33.76	32.89	33.60	32.38	32.49	387.45
2030	32.42	33.25	37.95	34.29	35.68	37.38	39.19	37.21	35.63	36.94	35.70	36.64	432.29
2031	39.01	39.30	43.56	40.68	42.47	43.75	46.01	44.45	42.67	42.74	41.26	43.98	509.88
2032	42.34	41.85	47.53	44.80	44.75	46.63	49.08	46.74	45.28	45.55	44.05	45.38	543.97
2033	44.60	44.94	50.91	46.42	47.86	49.69	52.36	50.41	47.87	48.77	47.86	48.93	580.62
2034	51.82	51.38	57.11	52.47	52.22	53.25	56.48	54.39	52.28	53.02	52.01	55.02	641.46

Cuadro No. 31 Necesidades Mínimas de Contratación de ENSA 2014-2034 (GWh)

	ene	feb	mar	abr	may	jun	jul	ago	sep	oct	nov	dic	Total
2014	83.77	75.32	68.38	78.02	95.06	57.54	64.40	62.15	44.96	48.81	37.20	38.22	753.84
2015	44.03	50.11	29.66	43.77	73.25	36.75	23.01	20.58	4.31	10.93	17.02	18.91	372.33
2016	25.33	31.70	12.96	33.39	56.66	40.11	37.18	39.88	24.96	17.22	19.45	33.63	372.46
2017	77.00	74.53	71.13	81.43	105.30	89.39	91.22	93.75	87.51	84.31	75.44	90.16	1,021.16
2018	80.66	87.32	76.23	85.01	106.56	91.98	93.88	96.30	90.21	87.71	78.88	92.51	1,067.27
2019	108.43	111.40	105.30	115.83	139.21	126.44	128.43	131.41	123.62	122.75	110.79	122.00	1,445.60
2020	109.95	107.49	108.00	116.45	136.82	125.80	110.92	113.45	106.17	105.70	94.83	105.19	1,340.77
2021	116.23	110.74	115.04	123.44	144.30	132.56	135.31	137.21	129.73	129.76	118.08	129.18	1,521.58
2022	104.15	99.25	103.51	110.56	128.64	118.33	120.79	122.51	115.89	116.02	105.71	115.47	1,360.81
2023	119.63	115.46	122.36	126.21	144.87	133.63	135.78	138.29	130.99	131.71	120.57	130.87	1,550.39
2024	125.08	119.06	131.87	135.45	149.08	140.15	143.80	146.03	138.84	141.91	131.07	137.67	1,640.00
2025	135.31	128.69	142.65	145.93	159.49	150.35	152.93	155.32	147.95	149.92	137.92	145.32	1,751.78
2026	110.58	104.89	116.61	119.04	129.78	122.44	124.56	126.50	120.57	122.20	112.51	118.54	1,428.22
2027	116.08	111.12	123.05	124.74	135.70	128.13	130.37	132.39	126.17	127.98	117.93	124.24	1,497.90
2028	87.99	83.01	92.64	93.99	102.26	98.17	99.72	101.70	97.16	99.03	91.49	94.85	1,142.00
2029	92.21	87.72	97.10	98.35	106.78	102.51	104.11	105.93	101.77	103.88	96.48	98.81	1,195.65
2030	99.80	94.59	107.74	106.28	114.00	109.55	111.27	113.44	108.12	111.34	103.52	107.20	1,286.85
2031	120.18	112.37	127.40	126.63	134.49	129.24	131.45	134.47	128.51	130.88	121.60	128.28	1,525.51
2032	125.73	116.55	133.82	133.45	138.72	134.05	136.36	138.68	133.00	135.77	126.18	130.83	1,583.14
2033	129.68	121.19	139.17	136.46	143.91	139.03	141.44	144.61	137.41	141.15	132.17	136.52	1,642.74
2034	140.59	130.95	148.83	145.88	151.85	145.48	148.57	150.77	144.25	147.69	138.41	145.76	1,739.03

6 Nuevos Actos de Contrataciones Programados

6.1 Contrataciones de Corto Plazo (2015-2020)

Para el año 2014, la demanda máxima de generación de las empresas distribuidoras (EDEMET, EDECHI, ENSA) que no esté cubierta con contratos será asignada al Servicio Auxiliar de Reserva de Largo realizado por el CND.

Se tienen programados realizar los Actos de Concurrencia siguientes:

Acto LPI N° ETESA 04-14 para la contratación del Suministro de Sólo Potencia y Potencia y Energía para Centrales Termoeléctricas para el periodo 2015-2020. El calendario propuesto es el siguiente:

1. Remisión del pliego a la ASEP: 12 de mayo de 2014
2. Reunión aclaratoria: 28 de agosto de 2014
3. Recepción de ofertas: 11 de septiembre de 2014

Montos correspondientes para cada empresa distribuidora.

Renglón No. 1 Solo Potencia

Cuadro No. 32 Potencia a Solicitar para EDEMET 2015 (MW)

	Ene	Feb.	Mar.	Abr.	May.	Jun.	Jul.	Ago.	Sep.	Oct.	Nov.	Dic.
2015	104	104	104	104	104	104						

Cuadro No. 33 Potencia a Solicitar para EDECHI 2015 (MW)

	Ene	Feb.	Mar.	Abr.	May.	Jun.	Jul.	Ago.	Sep.	Oct.	Nov.	Dic.
2015	16	16	16	16	16	16						

Cuadro No. 34 Potencia a Solicitar para ENSA 2015 (MW)

	Ene	Feb.	Mar.	Abr.	May.	Jun.	Jul.	Ago.	Sep.	Oct.	Nov.	Dic.
2015	80	80	80	80	80	80						

Cuadro No. 35 Potencia Total a Solicitar LPI N° ETESA 04-14 2015 (MW) – Renglón No. 1

	Ene	Feb.	Mar.	Abr.	May.	Jun.	Jul.	Ago.	Sep.	Oct.	Nov.	Dic.
2015	200	200	200	200	200	200						

Renglón No.2: Potencia y Energía

Cuadro No. 36 Potencia a Solicitar para EDEMET 2015-2020 (MW)

	Ene.	Feb.	Mar.	Abr.	May.	Jun.	Jul.	Ago.	Sep.	Oct.	Nov.	Dic.
2015							104	104	104	104	104	104
2016	104	104	104	104	104	104	104	104	104	104	104	104
2017	104	104	104	104	104	104	104	104	104	104	104	104
2018	104	104	104	104	104	104	104	104	104	104	104	104
2019	104	104	104	104	104	104	104	104	104	104	104	104
2020	104	104	104	104	104	104						

Cuadro No. 37 Potencia a Solicitar para EDECHI 2015-2020 (MW)

	Ene.	Feb.	Mar.	Abr.	May.	Jun.	Jul.	Ago.	Sep.	Oct.	Nov.	Dic.
2015							16	16	16	16	16	16
2016	16	16	16	16	16	16	16	16	16	16	16	16
2017	16	16	16	16	16	16	16	16	16	16	16	16
2018	16	16	16	16	16	16	16	16	16	16	16	16
2019	16	16	16	16	16	16	16	16	16	16	16	16
2020	16	16	16	16	16	16						

Cuadro No. 38 Potencia a Solicitar para ENSA 2015-2020 (MW)

	Ene.	Feb.	Mar.	Abr.	May.	Jun.	Jul.	Ago.	Sep.	Oct.	Nov.	Dic.
2015							80	80	80	80	80	80
2016	80	80	80	80	80	80	80	80	80	80	80	80
2017	80	80	80	80	80	80	80	80	80	80	80	80
2018	80	80	80	80	80	80	80	80	80	80	80	80
2019	80	80	80	80	80	80	80	80	80	80	80	80
2020	80	80	80	80	80	80						

Cuadro No. 39 Potencia Total a Solicitar LPI N° ETESA 04-14 (MW) – Renglón No. 2

	Ene.	Feb.	Mar.	Abr.	May.	Jun.	Jul.	Ago.	Sep.	Oct.	Nov.	Dic.
2015							200	200	200	200	200	200
2016	200	200	200	200	200	200	200	200	200	200	200	200
2017	200	200	200	200	200	200	200	200	200	200	200	200
2018	200	200	200	200	200	200	200	200	200	200	200	200
2019	200	200	200	200	200	200	200	200	200	200	200	200
2020	200	200	200	200	200	200						

6.2 Contrataciones de Largo Plazo (2017-2027)

Acto LPI N° ETESA 02-14 para la contratación del Suministro de Potencia y Energía para Centrales Termoeléctricas para el periodo de 2017-2027. El calendario propuesto es el siguiente:

1. Remisión del pliego a la ASEP: 7 de marzo de 2014
2. Reunión aclaratoria: 26 de junio de 2014
3. Recepción de ofertas: 25 de noviembre de 2014

Montos correspondientes para cada empresa distribuidora.

Cuadro No. 40 Potencia a Solicitar para EDEMET 2017-2027 (MW)

Jul-2017	2018	2019	2020	2021	2022	2023	2024	2025	2026	Jun-2027
168	168	168	168	168	168	168	168	168	168	168

Cuadro No. 41 Potencia a Solicitar para EDECHI 2017-2027 (MW)

Jul-2017	2018	2019	2020	2021	2022	2023	2024	2025	2026	Jun-2027
24	24	24	24	24	24	24	24	24	24	24

Cuadro No. 42 Potencia a Solicitar para ENSA 2017-2027 (MW)

Jul-2017	2018	2019	2020	2021	2022	2023	2024	2025	2026	Jun-2027
108	108	108	108	108	108	108	108	108	108	108

Cuadro No. 43 Potencia Total a Solicitar LPI N° ETESA 02-14 (MW)

Jul-2017	2018	2019	2020	2021	2022	2023	2024	2025	2026	Jun-2027
300	300	300	300	300	300	300	300	300	300	300

Acto LPI N° ETESA 03-14 para la contratación del Suministro de Energía para Centrales de Generación Solar para el periodo de 2017-2036. El calendario propuesto es el siguiente:

1. Remisión del pliego a la ASEP: 12 de mayo de 2014
2. Reunión aclaratoria: 26 de agosto de 2014
3. Recepción de ofertas: 27 de noviembre 2014

Montos correspondientes para cada empresa distribuidora.

Cuadro No. 40 Potencia Equivalente a Solicitar para EDEMET 2017-2034 (MW)

	ene	feb	mar	abr	may	jun	jul	ago	sep	oct	nov	dic
2017	8	10	9	9	8	7	8	8	8	8	8	8
2018	8	10	9	9	8	7	8	8	8	8	8	8
2019	8	10	9	9	8	7	8	8	8	8	8	8
2020	8	9	9	9	8	7	8	8	8	8	8	8
2021	8	10	9	9	8	7	8	8	8	8	8	8
2022	8	10	9	9	8	7	8	8	8	8	8	8
2023	8	10	9	9	8	7	8	8	8	8	8	8
2024	8	9	9	9	8	7	8	8	8	8	8	8
2025	8	10	9	9	8	7	8	8	8	8	8	8
2026	8	10	9	9	8	7	8	8	8	8	8	8
2027	8	10	9	9	8	7	8	8	8	8	8	8
2028	8	9	9	9	8	7	8	8	8	8	8	8
2029	8	10	9	9	8	7	8	8	8	8	8	8
2030	8	10	9	9	8	7	8	8	8	8	8	8
2031	8	10	9	9	8	7	8	8	8	8	8	8
2032	8	9	9	9	8	7	8	8	8	8	8	8
2033	8	10	9	9	8	7	8	8	8	8	8	8
2034	8	10	9	9	8	7	8	8	8	8	8	8

Cuadro No. 41 Potencia Equivalente a Solicitar para EDECHI 2017-2034 (MW)

	ene	feb	mar	abr	may	jun	jul	ago	sep	oct	nov	dic
2017	1	2	2	2	2	1	1	1	1	1	1	1
2018	1	2	2	2	2	1	1	1	1	1	1	1
2019	1	2	2	2	2	1	1	1	1	1	1	1
2020	1	2	2	2	2	1	1	1	1	1	1	1
2021	1	2	2	2	2	1	1	1	1	1	1	1
2022	1	2	2	2	2	1	1	1	1	1	1	1
2023	1	2	2	2	2	1	1	1	1	1	1	1
2024	1	2	2	2	2	1	1	1	1	1	1	1
2025	1	2	2	2	2	1	1	1	1	1	1	1
2026	1	2	2	2	2	1	1	1	1	1	1	1
2027	1	2	2	2	2	1	1	1	1	1	1	1
2028	1	2	2	2	2	1	1	1	1	1	1	1
2029	1	2	2	2	2	1	1	1	1	1	1	1
2030	1	2	2	2	2	1	1	1	1	1	1	1
2031	1	2	2	2	2	1	1	1	1	1	1	1
2032	1	2	2	2	2	1	1	1	1	1	1	1
2033	1	2	2	2	2	1	1	1	1	1	1	1
2034	1	2	2	2	2	1	1	1	1	1	1	1

Cuadro No. 42 Potencia Equivalente a Solicitar para ENSA 2017-2034 (MW)

	ene	feb	mar	abr	may	jun	jul	ago	sep	oct	nov	dic
2017	5	6	6	5	5	5	5	5	5	5	5	5
2018	5	6	6	5	5	5	5	5	5	5	5	5
2019	5	6	6	5	5	5	5	5	5	5	5	5
2020	5	6	6	5	5	5	5	5	5	5	5	5
2021	5	6	6	5	5	5	5	5	5	5	5	5
2022	5	6	6	5	5	5	5	5	5	5	5	5
2023	5	6	6	5	5	5	5	5	5	5	5	5
2024	5	6	6	5	5	5	5	5	5	5	5	5
2025	5	6	6	5	5	5	5	5	5	5	5	5
2026	5	6	6	5	5	5	5	5	5	5	5	5
2027	5	6	6	5	5	5	5	5	5	5	5	5
2028	5	6	6	5	5	5	5	5	5	5	5	5
2029	5	6	6	5	5	5	5	5	5	5	5	5
2030	5	6	6	5	5	5	5	5	5	5	5	5
2031	5	6	6	5	5	5	5	5	5	5	5	5
2032	5	6	6	5	5	5	5	5	5	5	5	5
2033	5	6	6	5	5	5	5	5	5	5	5	5
2034	5	6	6	5	5	5	5	5	5	5	5	5

Cuadro No. 43 Potencia Equivalente Total a Solicitar LPI N° ETESA 03-14 (MW)

	ene	feb	mar	abr	may	jun	jul	ago	sep	oct	nov	dic
2017	15	18	17	16	15	13	14	15	15	14	14	14
2018	15	18	17	16	15	13	14	15	15	15	14	14
2019	15	18	17	16	15	13	14	15	15	15	14	14
2020	15	17	17	16	15	13	14	15	15	15	14	14
2021	15	18	17	16	15	13	14	15	15	15	14	14
2022	15	18	17	16	15	13	14	15	15	15	14	14
2023	15	18	17	16	15	13	14	15	15	15	14	14
2024	15	17	17	16	15	13	14	15	15	15	14	14
2025	15	18	17	16	15	13	14	15	15	15	14	14
2026	15	18	17	16	15	13	14	15	15	15	14	14
2027	15	18	17	16	15	13	14	15	15	15	14	14
2028	15	17	17	16	15	13	14	15	15	15	14	14
2029	15	18	17	16	15	13	14	15	15	15	14	14
2030	15	18	17	16	15	13	14	15	15	15	14	14
2031	15	18	17	16	15	13	14	15	15	15	14	14
2032	15	17	17	16	15	13	14	15	15	15	14	14
2033	15	18	17	16	15	13	14	15	15	15	14	14
2034	15	18	17	16	15	13	14	15	15	15	14	14



ETEJA
Empresa de Transmisión Eléctrica, S.A.

7 Nuevo Nivel de Contrataciones

Considerando el programa de licitaciones que ETESA realice para los periodos de corto y largo plazo en el año 2014, los niveles de contratación resultantes serían los siguientes.

7.1 Potencia Total Contratada

Cuadro No. 44 Potencia Total Contratada EDEMET (MW)

	ene	feb	mar	abr	may	jun	jul	ago	sep	oct	nov	dic	Max
2014	612.57	668.98	663.53	787.06	800.80	812.30	763.81	793.08	794.63	749.17	726.80	727.91	812.30
2015	810.25	859.30	843.24	899.92	893.26	886.17	848.37	880.95	872.86	887.44	856.21	876.10	899.92
2016	798.06	800.57	794.08	826.43	825.82	824.85	826.53	805.91	803.78	807.33	807.78	801.57	826.53
2017	641.67	641.67	641.67	641.67	641.67	641.67	809.67	809.67	809.67	809.67	809.67	809.67	809.67
2018	809.67	809.67	809.67	809.67	809.67	809.67	809.67	809.67	809.67	809.67	809.67	809.67	809.67
2019	708.50	708.50	708.50	708.50	708.50	708.50	708.50	708.50	708.50	708.50	708.50	708.50	708.50
2020	708.88	708.88	708.88	708.88	708.88	708.88	664.88	664.88	664.88	664.88	664.88	664.88	708.88
2021	679.88	679.88	679.88	679.88	679.88	679.88	679.88	679.88	679.88	679.88	679.88	679.88	679.88
2022	662.88	662.88	662.88	662.88	662.88	662.88	662.88	662.88	662.88	662.88	662.88	662.88	662.88
2023	551.96	551.96	551.96	551.96	551.96	551.96	551.96	551.96	551.96	551.96	551.96	551.96	551.96
2024	551.96	551.96	551.96	551.96	551.96	551.96	551.96	551.96	551.96	532.71	532.71	532.71	551.96
2025	517.31	517.31	517.31	517.31	517.31	517.31	517.31	517.31	517.31	517.31	517.31	517.31	517.31
2026	500.27	500.27	500.27	500.27	500.27	500.27	500.27	500.27	500.27	500.27	500.27	500.27	500.27
2027	500.27	500.27	500.27	500.27	500.27	500.27	332.27	332.27	332.27	332.27	332.27	332.27	500.27
2028	332.27	332.27	332.27	332.27	332.27	332.27	332.27	332.27	332.27	332.27	332.27	332.27	332.27
2029	332.27	332.27	332.27	332.27	332.27	332.27	332.27	332.27	332.27	332.27	332.27	332.27	332.27
2030	276.91	276.91	276.91	276.91	276.91	276.91	276.91	276.91	276.91	276.91	276.91	276.91	276.91
2031	60.00	60.00	60.00	60.00	60.00	60.00	60.00	60.00	60.00	60.00	60.00	60.00	60.00
2032	60.00	60.00	60.00	60.00	60.00	60.00	60.00	60.00	60.00	60.00	60.00	60.00	60.00
2033	60.00	60.00	60.00	60.00	60.00	60.00	60.00	60.00	60.00	60.00	60.00	60.00	60.00
2034	60.00	60.00	60.00	60.00	60.00	60.00	60.00	60.00	60.00	60.00	60.00	60.00	60.00

Cuadro No. 45 Potencia Total Contratada EDECHI (MW)

	ene	feb	mar	abr	may	jun	jul	ago	sep	oct	nov	dic	Max
2014	97.44	108.87	111.99	120.79	119.67	123.24	123.00	127.57	128.85	114.43	112.26	106.84	128.85
2015	119.59	131.96	133.98	132.10	127.28	124.81	125.78	132.30	130.82	130.01	126.29	125.66	133.98
2016	113.93	117.11	117.62	115.07	114.15	118.70	121.76	117.83	117.85	117.37	117.60	115.50	121.76
2017	86.77	86.77	86.77	86.77	86.77	86.77	110.77	110.77	110.77	110.77	110.77	110.77	110.77
2018	110.77	110.77	110.77	110.77	110.77	110.77	110.77	110.77	110.77	110.77	110.77	110.77	110.77
2019	92.82	92.82	92.82	92.82	92.82	92.82	92.42	92.42	92.42	92.42	92.42	92.42	92.82
2020	92.47	92.47	92.47	92.47	92.47	92.47	86.07	86.07	86.07	86.07	86.07	86.07	92.47
2021	54.57	54.57	54.57	54.57	54.57	54.57	54.57	54.57	54.57	54.57	54.57	54.57	54.57
2022	63.97	63.97	63.97	63.97	63.97	63.97	63.97	63.97	63.97	63.97	63.97	63.97	63.97
2023	66.84	66.84	66.84	66.84	66.84	66.84	66.84	66.84	66.84	66.84	66.84	66.84	66.84
2024	66.84	66.84	66.84	66.84	66.84	66.84	66.84	66.84	66.84	66.84	66.84	66.84	66.84
2025	66.84	66.84	66.84	66.84	66.84	66.84	66.84	66.84	66.84	66.84	66.84	66.84	66.84
2026	66.84	66.84	66.84	66.84	66.84	66.84	66.84	66.84	66.84	66.84	66.84	66.84	66.84
2027	66.84	66.84	66.84	66.84	66.84	66.84	42.84	42.84	42.84	42.84	42.84	42.84	66.84
2028	42.84	42.84	42.84	42.84	42.84	42.84	42.84	42.84	42.84	42.84	42.84	42.84	42.84
2029	42.84	42.84	42.84	42.84	42.84	42.84	42.84	42.84	42.84	42.84	42.84	42.84	42.84
2030	37.31	37.31	37.31	37.31	37.31	37.31	37.31	37.31	37.31	37.31	37.31	37.31	37.31
2031	12.00	12.00	12.00	12.00	12.00	12.00	12.00	12.00	12.00	12.00	12.00	12.00	12.00
2032	12.00	12.00	12.00	12.00	12.00	12.00	12.00	12.00	12.00	12.00	12.00	12.00	12.00
2033	12.00	12.00	12.00	12.00	12.00	12.00	12.00	12.00	12.00	12.00	12.00	12.00	12.00
2034	12.00	12.00	12.00	12.00	12.00	12.00	12.00	12.00	12.00	12.00	12.00	12.00	12.00

Cuadro No. 46 Potencia Total Contratada ENSA (MW)

	ene	feb	mar	abr	may	jun	jul	ago	sep	oct	nov	dic	Max
2014	394.77	423.75	441.29	493.91	506.01	545.09	501.03	521.70	537.76	468.61	495.24	503.13	545.09
2015	579.36	601.48	612.81	611.47	611.08	630.63	635.95	655.36	664.93	651.14	630.12	651.95	664.93
2016	595.48	589.79	595.78	590.98	592.50	613.93	609.18	595.72	597.84	594.78	594.10	592.40	613.93
2017	496.03	496.03	496.03	496.03	496.03	496.03	604.03	604.03	604.03	604.03	604.03	604.03	604.03
2018	604.03	604.03	604.03	604.03	604.03	604.03	604.03	604.03	604.03	604.03	604.03	604.03	604.03
2019	533.13	533.13	533.13	533.13	533.13	533.13	533.13	533.13	533.13	533.13	533.13	533.13	533.13
2020	513.34	513.34	513.34	513.34	513.34	513.34	483.74	483.74	483.74	483.74	483.74	483.74	513.34
2021	440.24	440.24	440.24	440.24	440.24	440.24	440.24	440.24	440.24	440.24	440.24	440.24	440.24
2022	447.84	447.84	447.84	447.84	447.84	447.84	447.84	447.84	447.84	447.84	447.84	447.84	447.84
2023	420.89	420.89	420.89	420.89	420.89	420.89	420.89	420.89	420.89	420.89	420.89	420.89	420.89
2024	312.89	312.89	312.89	312.89	312.89	312.89	307.80	307.80	307.80	302.05	302.05	302.05	312.89
2025	297.45	297.45	297.45	297.45	297.45	297.45	297.45	297.45	297.45	297.45	297.45	297.45	297.45
2026	297.45	297.45	297.45	297.45	297.45	297.45	297.45	297.45	297.45	297.45	297.45	297.45	297.45
2027	297.45	297.45	297.45	297.45	297.45	297.45	189.45	189.45	189.45	189.45	189.45	189.45	297.45
2028	189.45	189.45	189.45	189.45	189.45	189.45	189.45	189.45	189.45	189.45	189.45	189.45	189.45
2029	189.45	189.45	189.45	189.45	189.45	189.45	189.45	189.45	189.45	189.45	189.45	189.45	189.45
2030	167.30	167.30	167.30	167.30	167.30	167.30	167.30	167.30	167.30	167.30	167.30	167.30	167.30
2031	48.00	48.00	48.00	48.00	48.00	48.00	48.00	48.00	48.00	48.00	48.00	48.00	48.00
2032	48.00	48.00	48.00	48.00	48.00	48.00	48.00	48.00	48.00	48.00	48.00	48.00	48.00
2033	48.00	48.00	48.00	48.00	48.00	48.00	48.00	48.00	48.00	48.00	48.00	48.00	48.00
2034	48.00	48.00	48.00	48.00	48.00	48.00	48.00	48.00	48.00	48.00	48.00	48.00	48.00

7.2 Energía Total Contratada

Cuadro No. 47 Energía Total Contratada EDEMET (GWh)

	ene	feb	mar	abr	may	jun	jul	ago	sep	oct	nov	dic	TOTAL
2014	275.32	269.99	309.49	304.37	307.55	312.15	313.34	325.62	314.82	332.66	312.08	332.96	3710.35
2015	335.77	313.99	365.43	364.26	342.04	339.93	407.17	414.58	408.70	430.92	399.08	411.30	4533.16
2016	411.13	381.47	440.30	416.89	407.82	409.98	408.66	414.49	402.59	446.65	420.35	409.80	4970.12
2017	322.16	315.46	368.43	343.35	331.26	328.39	411.88	420.91	408.82	429.49	411.21	404.96	4496.33
2018	406.86	359.14	456.52	426.70	413.51	408.20	412.03	420.93	408.89	429.47	412.08	405.96	4960.30
2019	385.39	338.80	431.69	396.98	377.35	370.64	376.51	383.36	375.20	393.53	378.86	373.58	4581.90
2020	384.37	349.41	431.09	396.42	376.12	368.18	352.85	360.18	354.58	372.08	357.68	350.67	4453.63
2021	370.65	349.56	416.87	382.72	362.27	355.75	359.91	369.85	361.61	378.82	364.57	357.48	4430.06
2022	362.06	342.00	407.95	374.25	353.94	347.71	351.64	361.54	353.57	370.43	356.48	349.33	4330.89
2023	305.98	282.13	339.33	318.96	296.65	294.99	300.53	307.32	301.45	315.69	303.69	296.14	3662.86
2024	331.48	302.39	349.72	318.96	299.59	296.48	301.51	307.91	301.89	307.74	296.43	302.84	3716.95
2025	313.32	282.77	330.52	300.80	282.78	279.99	286.06	292.12	285.52	300.23	292.64	296.84	3543.61
2026	304.67	276.19	321.54	292.28	274.40	271.89	277.77	283.79	277.19	291.83	284.53	288.67	3444.75
2027	304.82	268.65	317.72	292.31	274.43	271.89	196.04	201.67	198.09	208.92	204.57	208.11	2947.22
2028	211.17	194.49	227.39	202.82	182.10	167.32	174.17	173.92	167.60	175.63	175.18	190.08	2241.86
2029	211.17	188.29	227.39	202.82	182.10	167.32	171.17	172.38	164.90	171.67	167.47	181.89	2208.56
2030	167.78	149.23	167.60	160.18	150.80	140.07	145.38	145.32	142.51	144.35	141.12	151.12	1805.47
2031	58.11	52.60	60.56	52.06	41.11	36.96	39.85	36.35	36.25	40.74	43.15	42.33	540.07
2032	54.57	53.94	54.68	43.69	44.52	36.96	39.85	39.29	37.44	40.74	43.15	51.34	540.18
2033	58.11	52.60	53.73	52.06	44.52	36.96	39.85	36.35	39.73	39.33	37.89	48.56	539.68
2034	34.47	31.03	36.42	34.23	33.31	32.06	32.86	33.26	32.29	33.56	32.30	32.43	398.20

Cuadro No. 48 Energía Total Contratada EDECHI (GWh)

	ene	feb	mar	abr	may	jun	jul	ago	sep	oct	nov	dic	TOTAL
2014	45.69	49.70	56.78	52.81	49.34	56.16	64.38	63.84	62.06	62.24	61.32	62.66	686.99
2015	61.97	61.23	65.83	63.55	57.17	59.07	77.22	78.74	74.24	75.61	74.36	71.39	820.39
2016	74.21	72.43	78.46	73.20	65.85	71.84	78.25	76.22	77.12	80.97	80.61	74.24	903.39
2017	53.04	59.59	65.78	58.76	54.49	58.72	74.79	76.39	74.94	76.32	75.45	70.29	798.57
2018	67.27	60.28	78.91	71.76	66.96	71.43	74.75	76.06	74.68	75.97	75.97	70.84	864.88
2019	69.01	60.32	78.79	70.00	62.73	64.98	68.55	70.40	69.47	70.32	71.19	68.20	823.96
2020	68.45	61.19	78.12	69.47	61.95	63.69	64.19	66.20	66.19	66.86	67.66	64.18	798.15
2021	48.84	49.47	57.33	50.19	42.78	44.53	46.80	50.38	50.13	50.36	51.46	47.15	589.41
2022	54.76	54.55	62.91	55.68	48.06	49.84	52.53	56.11	55.65	55.85	57.11	52.64	655.68
2023	56.56	52.41	60.99	57.34	48.54	51.47	55.37	57.84	57.50	57.51	58.83	54.40	668.74
2024	66.31	58.02	64.58	57.33	49.63	51.98	54.60	57.01	56.52	56.94	58.45	59.19	690.56
2025	64.93	57.24	63.18	55.95	48.70	51.03	55.11	57.50	56.51	56.96	59.75	59.81	686.67
2026	64.90	57.51	63.18	55.92	48.68	51.01	55.09	57.48	56.37	56.95	59.73	59.78	686.61
2027	64.96	54.82	61.79	55.93	48.69	51.01	41.09	43.59	43.00	43.64	46.01	46.40	600.91
2028	47.13	41.86	47.30	40.43	32.19	28.35	31.98	31.53	29.90	29.92	33.49	39.12	433.21
2029	47.14	40.32	47.22	40.44	32.17	28.38	31.55	32.21	28.93	28.68	30.63	38.79	426.46
2030	40.85	34.58	34.31	34.23	28.84	25.78	28.93	28.78	28.00	25.41	27.26	32.69	369.67
2031	24.79	20.87	23.40	19.29	12.42	11.21	13.24	10.78	10.49	12.90	15.50	14.52	189.41
2032	22.34	21.92	19.71	13.97	14.55	11.21	13.23	13.20	11.24	12.90	15.49	20.60	190.36
2033	24.78	20.80	19.09	19.28	14.37	11.09	13.09	10.78	12.68	11.91	11.89	18.72	188.49
2034	8.04	7.02	7.81	7.56	7.20	7.23	7.77	7.77	7.57	7.48	7.64	7.42	90.50

Cuadro No. 49 Energía Total Contratada ENSA (GWh)

	ene	feb	mar	abr	may	jun	jul	ago	sep	oct	nov	dic	TOTAL
2014	187.58	176.64	219.84	203.43	196.03	223.75	223.54	230.05	235.39	238.33	232.59	245.69	2612.85
2015	243.95	216.74	275.92	254.53	234.68	260.63	324.00	330.90	333.17	335.42	308.24	322.02	3440.19
2016	317.36	283.28	351.58	318.19	300.41	307.29	318.66	320.05	322.12	340.77	316.47	316.27	3812.43
2017	270.29	244.62	298.02	275.90	257.52	262.95	325.01	326.94	316.38	332.46	317.83	318.67	3546.59
2018	327.30	280.48	357.69	332.23	310.91	317.05	324.57	326.50	315.96	332.03	317.65	318.48	3860.85
2019	303.25	260.41	332.66	304.57	281.30	284.48	292.16	293.53	284.68	298.90	287.85	292.56	3516.33
2020	292.18	259.16	321.20	293.85	270.92	273.46	265.56	267.22	260.00	272.28	263.02	266.52	3305.37
2021	254.17	227.79	280.86	255.76	234.78	237.24	242.86	245.70	238.15	250.02	241.08	244.16	2952.58
2022	258.22	231.27	285.10	259.76	238.57	241.08	246.79	249.64	241.95	254.00	244.88	248.04	2999.30
2023	243.89	214.61	265.42	245.61	223.89	227.50	234.06	235.69	228.60	239.92	231.43	234.30	2824.91
2024	197.73	174.97	209.97	188.86	171.33	173.73	176.41	177.85	172.82	179.01	173.40	181.05	2177.12
2025	189.74	165.50	201.61	180.85	164.03	166.29	171.65	172.96	167.65	176.64	172.66	179.29	2108.89
2026	189.73	165.93	201.60	180.84	164.02	166.30	171.65	172.96	167.55	176.65	172.66	179.29	2109.18
2027	189.80	162.78	199.89	180.86	164.04	166.30	115.76	117.06	113.69	120.20	118.74	124.20	1773.32
2028	128.33	114.09	138.01	121.43	106.42	102.07	106.53	105.92	102.21	106.82	105.77	116.59	1354.22
2029	128.34	110.91	138.01	121.44	106.42	102.07	106.72	107.04	100.99	105.06	102.38	118.19	1347.55
2030	115.38	99.63	113.90	107.79	96.27	91.92	96.46	95.58	93.44	93.49	91.32	102.63	1197.81
2031	51.92	45.22	54.34	45.08	33.69	31.76	34.73	30.73	30.31	34.22	36.74	36.93	465.67
2032	48.38	45.83	48.42	37.11	36.82	31.76	34.73	33.84	31.42	34.22	36.74	46.03	465.31
2033	51.92	45.22	47.47	45.08	36.82	31.76	34.73	30.73	33.54	32.95	31.76	43.22	465.20
2034	28.29	24.76	30.01	28.11	26.53	26.56	27.28	27.46	26.62	27.73	26.46	26.93	326.74

7.3 Niveles de Contratación de Potencia

Cuadro No. 50 Niveles de Contratación de Potencia EDEMET (%)

	ene	feb	mar	abr	may	jun	jul	ago	sep	oct	nov	dic	Max	REG
2014	80.07%	83.43%	85.62%	97.04%	95.87%	99.45%	94.75%	96.74%	98.56%	92.27%	90.01%	86.86%	99.45%	100%
2015	97.49%	98.23%	99.68%	102.03%	97.43%	99.74%	98.04%	100.14%	100.96%	101.80%	98.73%	97.45%	102.03%	100%
2016	89.41%	88.10%	87.26%	87.41%	83.80%	85.17%	87.50%	83.95%	85.25%	85.08%	85.32%	81.65%	89.41%	90%
2017	67.23%	65.66%	65.82%	63.65%	61.37%	61.77%	79.88%	78.54%	80.10%	79.68%	80.03%	77.26%	80.10%	90%
2018	79.06%	77.12%	77.28%	74.96%	72.04%	72.58%	74.21%	73.08%	74.48%	74.16%	74.60%	71.90%	79.06%	80%
2019	64.79%	62.97%	63.25%	61.51%	58.84%	59.38%	60.65%	59.80%	60.91%	60.70%	61.04%	58.78%	64.79%	80%
2020	60.72%	60.92%	59.19%	57.71%	55.17%	55.56%	53.17%	52.49%	53.44%	53.39%	53.60%	51.65%	60.92%	70%
2021	54.58%	54.12%	53.14%	51.94%	49.94%	49.80%	50.77%	50.08%	51.06%	51.05%	51.21%	49.38%	54.58%	70%
2022	49.92%	49.42%	48.56%	47.56%	45.62%	45.50%	46.34%	45.63%	46.63%	46.65%	46.85%	45.09%	49.92%	60%
2023	38.99%	38.42%	37.88%	37.20%	35.58%	35.48%	36.12%	35.68%	36.36%	36.39%	36.55%	35.16%	38.99%	60%
2024	36.56%	37.14%	35.50%	34.92%	33.32%	33.24%	33.81%	33.43%	34.05%	32.91%	33.06%	31.81%	37.14%	50%
2025	32.24%	32.27%	31.29%	30.84%	29.37%	29.30%	29.78%	29.48%	30.01%	30.08%	30.17%	29.06%	32.27%	50%
2026	29.41%	29.35%	28.52%	28.15%	26.76%	26.70%	27.12%	26.92%	27.34%	27.40%	27.54%	26.49%	29.41%	40%
2027	27.74%	27.67%	26.88%	26.57%	25.22%	25.16%	16.97%	16.85%	17.11%	17.15%	17.24%	16.58%	27.74%	40%
2028	17.42%	17.92%	16.87%	16.69%	15.82%	15.79%	16.02%	15.90%	16.16%	16.21%	16.29%	15.67%	17.92%	30%
2029	16.45%	16.59%	15.91%	15.76%	14.92%	14.89%	15.10%	15.00%	15.24%	15.29%	15.37%	14.78%	16.59%	30%
2030	12.95%	13.02%	12.53%	12.43%	11.75%	11.72%	11.88%	11.82%	11.99%	12.04%	12.10%	11.63%	13.02%	30%
2031	2.65%	2.66%	2.56%	2.55%	2.40%	2.40%	2.43%	2.42%	2.45%	2.46%	2.48%	2.38%	2.66%	30%
2032	2.51%	2.60%	2.42%	2.41%	2.27%	2.27%	2.30%	2.29%	2.32%	2.34%	2.35%	2.26%	2.60%	30%
2033	2.38%	2.37%	2.29%	2.28%	2.15%	2.15%	2.17%	2.17%	2.19%	2.21%	2.23%	2.14%	2.38%	30%
2034	2.25%	2.23%	2.17%	2.16%	2.03%	2.03%	2.05%	2.05%	2.08%	2.09%	2.11%	2.02%	2.25%	30%

Cuadro No. 51 Niveles de Contratación de Potencia EDECHI (%)

	ene	feb	mar	abr	may	jun	jul	ago	sep	oct	nov	dic	Max	REG
2014	89.93%	91.38%	92.98%	105.71%	103.17%	104.10%	106.69%	111.59%	115.59%	98.16%	100.44%	90.60%	115.59%	100%
2015	101.27%	101.06%	101.41%	105.66%	99.31%	96.94%	101.36%	107.78%	108.95%	103.58%	105.42%	99.03%	108.95%	100%
2016	89.79%	85.49%	82.53%	85.39%	82.40%	84.41%	89.71%	87.94%	89.80%	85.70%	90.00%	83.16%	90.00%	90%
2017	64.15%	57.35%	56.83%	60.22%	58.44%	57.69%	76.19%	77.34%	78.77%	75.71%	79.36%	74.43%	79.36%	90%
2018	76.35%	67.95%	67.32%	71.47%	69.19%	68.44%	70.71%	71.90%	73.25%	70.42%	73.83%	68.97%	76.35%	80%
2019	59.57%	53.12%	52.74%	55.96%	54.12%	53.56%	54.80%	56.06%	57.06%	54.93%	57.60%	53.74%	59.57%	80%
2020	55.72%	51.09%	49.09%	52.21%	50.34%	49.95%	47.84%	48.90%	49.73%	47.93%	50.27%	46.79%	55.72%	70%
2021	30.77%	27.34%	27.17%	28.91%	27.82%	27.61%	28.39%	29.05%	29.52%	28.49%	29.88%	27.76%	30.77%	70%
2022	33.90%	30.05%	29.85%	31.77%	30.54%	30.34%	31.08%	31.93%	32.42%	31.32%	32.86%	30.50%	33.90%	60%
2023	33.34%	29.46%	29.29%	31.18%	29.94%	29.76%	30.45%	31.34%	31.83%	30.75%	32.26%	29.93%	33.34%	60%
2024	31.41%	28.58%	27.52%	29.31%	28.13%	27.97%	28.58%	29.46%	29.90%	28.91%	30.34%	28.05%	31.41%	50%
2025	29.59%	25.98%	25.87%	27.56%	26.43%	26.29%	26.81%	27.70%	28.10%	27.19%	28.54%	26.37%	29.59%	50%
2026	27.88%	24.38%	24.32%	25.92%	24.84%	24.71%	25.20%	26.06%	26.41%	25.58%	26.85%	24.76%	27.88%	40%
2027	26.27%	22.92%	22.86%	24.38%	23.35%	23.24%	15.19%	15.71%	15.92%	15.43%	16.19%	14.91%	26.27%	40%
2028	15.87%	14.30%	13.79%	14.70%	14.07%	14.01%	14.28%	14.78%	14.97%	14.52%	15.24%	14.03%	15.87%	30%
2029	14.96%	13.00%	12.97%	13.84%	13.24%	13.19%	13.41%	13.92%	14.08%	13.67%	14.35%	13.21%	14.96%	30%
2030	12.28%	10.66%	10.63%	11.34%	10.85%	10.80%	10.99%	11.41%	11.54%	11.21%	11.77%	10.83%	12.28%	30%
2031	3.72%	3.23%	3.22%	3.44%	3.28%	3.27%	3.33%	3.45%	3.49%	3.39%	3.56%	3.28%	3.72%	30%
2032	3.51%	3.14%	3.03%	3.24%	3.09%	3.08%	3.13%	3.25%	3.29%	3.20%	3.36%	3.09%	3.51%	30%
2033	3.31%	2.86%	2.86%	3.05%	2.91%	2.90%	2.95%	3.07%	3.10%	3.01%	3.16%	2.91%	3.31%	30%
2034	3.13%	2.70%	2.69%	2.87%	2.77%	2.76%	2.81%	2.89%	2.92%	2.84%	2.98%	2.74%	3.13%	30%

Cuadro No. 52 Niveles de Contratación de Potencia ENSA (%)

	ene	feb	mar	abr	may	jun	jul	ago	sep	oct	nov	dic	Max	REG
2014	72.99%	72.40%	80.77%	87.16%	81.73%	93.39%	86.67%	88.89%	92.39%	81.40%	87.50%	86.34%	93.39%	100%
2015	99.97%	95.94%	104.62%	100.64%	92.08%	101.44%	102.79%	104.45%	106.91%	106.84%	105.32%	105.86%	106.91%	100%
2016	96.36%	91.31%	95.39%	91.24%	83.65%	91.44%	91.16%	87.90%	88.99%	90.38%	91.93%	89.04%	96.36%	90%
2017	78.06%	72.11%	77.23%	74.47%	68.10%	71.85%	87.90%	86.68%	87.45%	89.26%	90.90%	88.30%	90.90%	90%
2018	90.17%	83.28%	89.21%	86.03%	78.66%	83.00%	83.38%	82.22%	82.95%	84.68%	86.23%	83.75%	90.17%	80%
2019	76.59%	70.75%	75.78%	73.08%	66.82%	70.50%	70.83%	69.85%	70.46%	71.93%	73.25%	71.15%	76.59%	80%
2020	70.98%	67.90%	70.22%	67.72%	61.92%	65.33%	61.85%	60.99%	61.53%	62.81%	63.96%	62.13%	70.98%	70%
2021	58.64%	54.16%	58.02%	55.95%	51.15%	53.91%	54.16%	53.41%	53.88%	55.00%	56.01%	54.40%	58.64%	70%
2022	57.41%	53.02%	56.80%	54.77%	50.08%	52.78%	53.02%	52.28%	52.75%	53.85%	54.83%	53.26%	57.41%	60%
2023	53.38%	49.30%	52.81%	50.93%	46.56%	49.07%	49.30%	48.61%	49.05%	50.07%	50.98%	49.52%	53.38%	60%
2024	37.40%	35.78%	37.00%	35.68%	32.62%	34.38%	32.84%	32.38%	32.67%	33.35%	33.96%	32.98%	37.40%	50%
2025	34.34%	31.71%	33.97%	32.76%	29.95%	31.57%	31.71%	31.27%	31.55%	32.21%	32.80%	31.85%	34.34%	50%
2026	33.16%	30.63%	32.81%	31.64%	28.93%	30.49%	30.63%	30.20%	30.47%	31.10%	31.67%	30.77%	33.16%	40%
2027	32.03%	29.58%	31.69%	30.56%	27.94%	29.44%	18.84%	18.58%	18.74%	19.13%	19.48%	18.93%	32.03%	40%
2028	19.70%	18.85%	19.49%	18.80%	17.19%	18.11%	18.20%	17.94%	18.10%	18.48%	18.82%	18.28%	19.70%	30%
2029	19.03%	17.58%	18.83%	18.16%	16.60%	17.50%	17.58%	17.33%	17.49%	17.85%	18.18%	17.66%	19.03%	30%
2030	16.23%	14.99%	16.06%	15.49%	14.16%	14.92%	14.99%	14.79%	14.92%	15.23%	15.51%	15.06%	16.23%	30%
2031	4.50%	4.16%	4.45%	4.29%	3.92%	4.14%	4.16%	4.10%	4.13%	4.22%	4.30%	4.17%	4.50%	30%
2032	4.35%	4.16%	4.30%	4.15%	3.79%	4.00%	4.01%	3.96%	3.99%	4.08%	4.15%	4.03%	4.35%	30%
2033	4.20%	3.88%	4.15%	4.01%	3.66%	3.86%	3.88%	3.82%	3.86%	3.94%	4.01%	3.90%	4.20%	30%
2034	4.06%	3.75%	4.01%	3.87%	3.54%	3.73%	3.75%	3.69%	3.73%	3.80%	3.87%	3.76%	4.06%	30%

7.4 Niveles de Contratación de Energía

Cuadro No. 53 Niveles de Contratación de Energía EDEMET (%)

	ene	feb	mar	abr	may	jun	jul	ago	sep	oct	nov	dic	Prom	REG
2014	75.43%	80.10%	80.58%	79.74%	79.59%	84.53%	85.03%	86.46%	87.95%	88.35%	86.51%	88.25%	83.54%	100%
2015	86.09%	86.82%	88.67%	89.28%	82.04%	85.52%	102.77%	102.44%	106.32%	106.44%	102.75%	101.37%	95.04%	100%
2016	98.33%	98.20%	99.48%	95.48%	91.15%	96.01%	95.87%	95.22%	97.43%	102.83%	100.57%	93.84%	97.03%	90%
2017	71.59%	77.70%	77.20%	73.27%	69.34%	71.23%	89.46%	89.46%	91.68%	91.73%	91.47%	86.30%	81.70%	90%
2018	84.26%	82.34%	89.02%	85.00%	80.52%	82.44%	83.14%	83.24%	85.27%	85.38%	85.44%	80.51%	83.88%	80%
2019	74.75%	72.49%	78.72%	74.15%	68.58%	69.98%	70.96%	70.89%	73.12%	73.18%	73.45%	69.22%	72.46%	80%
2020	69.82%	69.79%	73.54%	69.44%	64.06%	65.01%	62.12%	62.29%	64.60%	64.85%	64.89%	60.84%	65.94%	70%
2021	63.03%	66.91%	66.49%	62.83%	58.17%	58.72%	59.17%	59.69%	61.56%	61.73%	61.80%	57.99%	61.51%	70%
2022	57.76%	61.30%	60.98%	57.70%	53.25%	53.77%	54.12%	54.53%	56.39%	56.58%	56.70%	53.07%	56.34%	60%
2023	45.78%	47.22%	47.52%	46.20%	41.80%	42.73%	43.30%	43.53%	45.02%	45.18%	45.26%	42.13%	44.64%	60%
2024	46.52%	47.23%	45.89%	43.37%	39.54%	40.23%	40.66%	40.87%	42.22%	41.27%	41.41%	40.39%	42.47%	50%
2025	41.37%	42.41%	40.80%	38.53%	35.10%	35.73%	36.26%	36.47%	37.55%	37.90%	38.41%	37.25%	38.15%	50%
2026	37.94%	38.96%	37.40%	35.34%	32.09%	32.70%	33.16%	33.46%	34.34%	34.70%	35.25%	34.14%	34.96%	40%
2027	35.81%	35.73%	34.83%	33.36%	30.24%	30.81%	22.04%	22.40%	23.12%	23.41%	23.89%	23.20%	28.24%	40%
2028	23.45%	24.34%	23.55%	21.89%	18.95%	17.91%	18.48%	18.23%	18.48%	18.59%	19.32%	20.03%	20.27%	30%
2029	22.15%	22.61%	22.22%	20.68%	17.88%	16.89%	17.13%	17.05%	17.14%	17.15%	17.43%	18.07%	18.87%	30%
2030	16.62%	16.87%	15.47%	15.45%	13.98%	13.36%	13.73%	13.59%	13.99%	13.62%	13.88%	14.18%	14.56%	30%
2031	5.45%	5.61%	5.28%	4.75%	3.60%	3.33%	3.56%	3.21%	3.36%	3.63%	4.01%	3.75%	4.13%	30%
2032	4.83%	5.42%	4.51%	3.77%	3.69%	3.15%	3.36%	3.29%	3.28%	3.44%	3.81%	4.32%	3.91%	30%
2033	4.87%	4.98%	4.19%	4.25%	3.49%	2.98%	3.18%	2.88%	3.29%	3.14%	3.16%	3.86%	3.69%	30%
2034	2.74%	2.77%	2.69%	2.65%	2.47%	2.44%	2.48%	2.49%	2.53%	2.54%	2.55%	2.44%	2.57%	30%

Cuadro No. 54 Niveles de Contratación de Energía EDECHI (%)

	ene	feb	mar	abr	may	jun	jul	ago	sep	oct	nov	dic	Prom	REG
2014	74.69%	86.63%	88.37%	88.14%	84.73%	92.11%	101.83%	102.63%	105.38%	102.44%	102.19%	102.02%	94.26%	100%
2015	94.52%	99.01%	95.02%	98.63%	90.38%	90.04%	113.32%	117.72%	116.86%	115.42%	115.33%	107.77%	104.50%	100%
2016	105.51%	107.96%	105.16%	105.58%	96.48%	101.71%	106.49%	105.91%	112.68%	114.93%	116.29%	103.87%	106.88%	90%
2017	70.28%	82.76%	81.76%	78.76%	74.00%	77.22%	94.41%	98.65%	101.51%	100.73%	101.23%	91.18%	87.71%	90%
2018	83.10%	77.70%	91.02%	89.42%	84.34%	87.28%	87.56%	91.32%	94.07%	93.28%	94.83%	85.14%	88.26%	80%
2019	79.39%	72.54%	84.97%	81.50%	73.76%	74.16%	74.59%	78.99%	81.70%	80.71%	83.09%	76.55%	78.50%	80%
2020	73.93%	68.59%	78.71%	75.75%	68.01%	68.05%	65.48%	69.58%	72.85%	71.91%	74.00%	67.37%	71.19%	70%
2021	49.30%	52.03%	54.11%	51.29%	43.94%	44.57%	44.69%	49.62%	51.67%	50.78%	52.77%	46.31%	49.26%	70%
2022	51.95%	53.78%	55.65%	53.35%	46.22%	46.75%	46.85%	51.82%	53.74%	52.81%	54.94%	48.46%	51.36%	60%
2023	50.52%	48.48%	50.66%	51.60%	43.80%	45.33%	46.30%	50.18%	52.17%	51.10%	53.18%	47.03%	49.19%	60%
2024	55.79%	50.27%	50.41%	48.50%	42.07%	43.02%	42.85%	46.49%	48.18%	47.57%	49.69%	47.97%	47.73%	50%
2025	51.46%	46.71%	46.36%	44.50%	38.79%	39.69%	40.58%	44.09%	45.26%	44.76%	47.77%	45.56%	44.63%	50%
2026	48.46%	44.03%	43.59%	41.82%	36.43%	37.31%	38.13%	41.45%	42.44%	42.09%	44.93%	42.76%	41.95%	40%
2027	45.72%	39.46%	40.07%	39.36%	34.26%	35.09%	26.74%	29.57%	30.43%	30.35%	32.57%	31.18%	34.57%	40%
2028	31.26%	28.31%	28.87%	26.77%	21.30%	18.34%	19.57%	20.13%	19.91%	19.58%	22.31%	24.74%	23.42%	30%
2029	29.47%	25.69%	27.09%	25.20%	20.02%	17.29%	18.13%	19.35%	18.12%	17.67%	19.22%	23.09%	21.70%	30%
2030	24.08%	20.75%	18.54%	20.08%	16.89%	14.77%	15.64%	16.28%	16.50%	14.75%	16.11%	18.32%	17.72%	30%
2031	13.77%	11.78%	11.90%	10.65%	6.84%	6.05%	6.74%	5.74%	5.82%	7.05%	8.62%	7.65%	8.55%	30%
2032	11.71%	11.64%	9.44%	7.27%	7.55%	5.69%	6.34%	6.62%	5.87%	6.64%	8.11%	10.23%	8.09%	30%
2033	12.25%	10.42%	8.61%	9.45%	7.01%	5.30%	5.90%	5.09%	6.23%	5.78%	5.87%	8.76%	7.56%	30%
2034	3.75%	3.32%	3.32%	3.49%	3.34%	3.30%	3.33%	3.46%	3.51%	3.42%	3.56%	3.27%	3.42%	30%

Cuadro No. 55 Niveles de Contratación de Energía ENSA (%)

	ene	feb	mar	abr	may	jun	jul	ago	sep	oct	nov	dic	Prom	REG
2014	68.02%	69.02%	75.34%	71.24%	66.21%	78.70%	78.61%	79.71%	85.13%	83.11%	86.45%	86.77%	77.36%	100%
2015	84.04%	80.43%	89.84%	84.67%	75.27%	87.08%	105.93%	106.67%	112.25%	110.28%	108.04%	107.28%	95.98%	100%
2016	104.09%	100.09%	108.99%	100.79%	91.74%	97.75%	99.20%	98.24%	103.34%	106.68%	105.62%	100.33%	101.41%	90%
2017	85.65%	83.50%	89.26%	84.43%	75.98%	80.82%	97.76%	96.96%	98.06%	100.55%	102.49%	97.67%	91.09%	90%
2018	98.52%	90.94%	101.76%	96.57%	87.13%	92.56%	92.73%	91.98%	93.02%	95.39%	97.29%	92.72%	94.22%	80%
2019	87.85%	81.26%	91.08%	85.20%	75.88%	79.93%	80.34%	79.59%	80.66%	82.64%	84.86%	81.98%	82.60%	80%
2020	81.45%	77.83%	84.63%	79.11%	70.32%	73.94%	70.28%	69.73%	70.89%	72.45%	74.62%	71.87%	74.76%	70%
2021	68.18%	65.83%	71.21%	66.25%	58.64%	61.72%	61.84%	61.69%	62.48%	64.02%	65.81%	63.36%	64.25%	70%
2022	66.66%	64.31%	69.56%	64.76%	57.34%	60.36%	60.48%	60.32%	61.09%	62.58%	64.33%	61.94%	62.81%	60%
2023	62.16%	58.89%	63.89%	60.43%	53.16%	56.26%	56.65%	56.24%	56.99%	58.37%	60.01%	57.77%	58.40%	60%
2024	47.59%	45.37%	47.76%	43.90%	38.40%	40.56%	39.09%	38.86%	39.47%	40.57%	41.91%	41.61%	42.09%	50%
2025	44.10%	41.44%	44.29%	40.59%	35.50%	37.49%	37.88%	37.63%	38.12%	39.19%	40.84%	40.32%	39.78%	50%
2026	42.59%	40.13%	42.77%	39.20%	34.28%	36.21%	36.58%	36.35%	36.79%	37.85%	39.45%	38.94%	38.43%	40%
2027	41.15%	38.02%	40.96%	37.87%	33.12%	34.97%	23.83%	23.76%	24.11%	24.87%	26.20%	26.05%	31.24%	40%
2028	26.87%	25.74%	27.31%	24.56%	20.75%	20.73%	21.18%	20.76%	20.94%	21.35%	22.54%	23.62%	23.03%	30%
2029	25.96%	24.17%	26.38%	23.72%	20.04%	20.02%	20.49%	20.27%	19.98%	20.28%	21.07%	23.13%	22.13%	30%
2030	22.54%	20.97%	21.03%	20.34%	17.51%	17.42%	17.89%	17.48%	17.86%	17.43%	18.16%	19.40%	19.00%	30%
2031	9.80%	9.19%	9.69%	8.22%	5.92%	5.81%	6.22%	5.43%	5.59%	6.17%	7.06%	6.74%	7.15%	30%
2032	8.82%	9.00%	8.34%	6.53%	6.25%	5.62%	6.01%	5.78%	5.60%	5.96%	6.82%	8.12%	6.90%	30%
2033	9.14%	8.58%	7.90%	7.67%	6.04%	5.42%	5.81%	5.07%	5.78%	5.54%	5.69%	7.37%	6.67%	30%
2034	4.81%	4.54%	4.82%	4.62%	4.20%	4.38%	4.41%	4.37%	4.43%	4.50%	4.58%	4.43%	4.51%	30%