



ETESA
Empresa de Transmisión Eléctrica, S.A.

Informe de Contrataciones 2024-2044

Octubre 2024

Ave. Ricardo J. Alfaro. Edif. Sun Towers Mall, Piso 3
Tel.: (+507) 501-3800 • Fax: (+507) 501-3506 • www.etsa.com.pa

Contenido

INTRODUCCIÓN	1
1 INFORMACIÓN DE LOS CONTRATOS 2024-2044	2
1.1 <i>CONTRATOS VIGENTES DE EDEMET</i>	<i>2</i>
1.2 <i>CONTRATOS VIGENTES DE EDECHI</i>	<i>8</i>
1.3 <i>CONTRATOS VIGENTES DE ENSA.....</i>	<i>15</i>
2 PRONÓSTICOS DE DEMANDA 2024-2044	22
2.1 <i>PRONÓSTICO DE DEMANDA DE EDEMET</i>	<i>22</i>
2.2 <i>PRONÓSTICO DE DEMANDA DE EDECHI.....</i>	<i>24</i>
2.3 <i>PRONÓSTICO DE DEMANDA DE ENSA</i>	<i>26</i>
3 NIVELES DE CONTRATACIÓN DE POTENCIA Y ENERGÍA.....	28
3.1 <i>NIVELES DE CONTRATACIÓN DE POTENCIA</i>	<i>28</i>
3.1.1 NIVEL DE CONTRATACIÓN ACTUAL DE EDEMET	28
3.1.2 NIVEL DE CONTRATACIÓN ACTUAL DE EDECHI	30
3.1.3 NIVEL DE CONTRATACIÓN ACTUAL DE ENSA	32
3.2 <i>NIVEL DE CONTRATACIÓN DE ENERGÍA.....</i>	<i>34</i>
3.2.1 NIVEL DE CONTRATACIÓN ACTUAL DE EDECHI	36
3.2.2 NIVEL DE CONTRATACIÓN ACTUAL DE ENSA	38
4 REQUERIMIENTOS DE POTENCIA Y ENERGÍA	40
4.1 <i>REQUERIMIENTOS DE POTENCIA FIRME DE EDEMET</i>	<i>40</i>
4.2 <i>REQUERIMIENTOS DE POTENCIA FIRME DE EDECHI.....</i>	<i>41</i>
4.3 <i>REQUERIMIENTOS DE POTENCIA FIRME DE ENSA.....</i>	<i>42</i>
4.4 <i>REQUERIMIENTOS DE ENERGÍA DE EDEMET</i>	<i>43</i>
4.5 <i>REQUERIMIENTOS DE ENERGÍA DE EDECHI.....</i>	<i>44</i>
4.6 <i>REQUERIMIENTOS DE ENERGÍA DE ENSA</i>	<i>45</i>
5. REQUERIMIENTOS MÍNIMOS DE POTENCIA FIRME Y ENERGÍA	46
6. ACTO DE CONTRATACIÓN PROGRAMADO	52
7. COMENTARIOS REALIZADOS AL INFORME PRELIMINAR DE CONTRATACIÓN POR PARTE DE LAS EMPRESAS DISTRIBUIDORAS	52

INTRODUCCIÓN

En atención a la Sección II, Capítulo I, Numeral 2 del Tomo I: Reglas Generales de las Reglas de Compra, ETESA en calidad de El Gestor para la compra de potencia y/o energía, debe confeccionar el Informe Anual sobre Contrataciones correspondiente al periodo 2024-2044 y remitir el mismo a la Autoridad Nacional de los Servicios Públicos para su evaluación y No Objeción. Cabe resaltar la información correspondiente a los niveles de contratación y requerimientos para los agentes distribuidores de energía eléctrica indicados en este documento, para lo cual se indica la siguiente información:

1. Información de los Contratos vigentes periodo 2024-2044.
2. Volumen de potencia firme y energía contratada para el periodo 2024-2044.
3. Comparativo de nivel de contratación de potencia firme y energía existente con los niveles mínimos a contratar para las empresas de distribución eléctrica.
4. Comentarios de las empresas distribuidoras al Informe de Contrataciones 2024-2044.

1 Información de los Contratos 2024-2044

Según la información revisada con las Empresas Distribuidoras, se indican todos contratos de suministro que se encuentran vigentes durante el periodo de 2024 a 2044:

1.1 Contratos Vigentes de EDEMET

Contratos de Potencia con Energía Asociada: A continuación, se muestra los contratos de suministro de potencia con energía asociada:

Licitación	Generadora	Contrato	Fecha		Precio Potencia (USD/kW-mes)	Precio Energía (USD/kWh)
			Inicio	Final		
EDEMET 01-08	HYDRO CAISÁN, S.A..	05-08	01/01/2016	31/12/2025	31.50	0.0305
EDEMET 01-08	ELECTRON INVESTMENT, S.A..	07-08	01/01/2014	30/06/2027	15.00	0.0695
CESIÓN MIFTA POWER LPI 02-10	EMPRESA NACIONAL DE ENERGÍA, S.A.	24-11	01/09/2016	31/12/2029	10.25	0.0797
LPI 02-10	ENEL FORTUNA S.A.	25-11	01/01/2015	31/12/2029	6.95	0.0975
LPI 02-10	ELECTROGENERADORA DEL ISTMO, S.A..	26-11	01/01/2015	31/12/2029	25.00	0.0633
LPI 02-10	ENERGÍA Y SERVICIOS DE PANAMÁ, S.A..	27-11	01/01/2015	31/12/2029	11.65	0.0910
LPI 02-10	GENERADORA PEDREGALITO, S.A..	28-11	01/01/2015	31/12/2029	30.00	0.0542
LPI 02-10	GENERADORA RIO CHICO, S.A..	29-11	01/01/2015	31/12/2029	30.00	0.0542
LPI 02-10	GENERADORA ALTO VALLE, S.A..	30-11	01/07/2015	30/06/2030	30.00	0.0542
LPI 02-10	HIDROECOLÓGICA DEL TERIBE, S.A..	31-11	01/04/2015	31/03/2030	8.50	0.1031
LPI 02-10	DES. HIDRO. CORP.	32-11	15/11/2015	15/11/2030	10.35	0.0965
CESIÓN CONS. HID. TABASARÁ, S.A. LPI 02-10	LAS PERLAS NORTE S.A..	33-11	06/08/2015	31/12/2029	9.00	0.1008
LPI 02-10	HIDRO. SAN LORENZO	34-11	01/01/2015	31/12/2029	15.00	0.0895
LPI 02-10	CALDERA ENERGY CORP.	35-11	01/01/2015	31/12/2029	25.00	0.0633
LPI 01-12	AES PANAMA	117-12	01/01/2016	31/12/2030	10.00	0.0901
LPI 01-12	HIDRO PIEDRA, S.A..	118-12	01/01/2016	31/12/2030	8.12	0.0948
LPI 01-12	CORPORACIÓN DE ENERGÍA DEL ISTMO, S.A..	119-12	01/01/2016	31/12/2030	8.90	0.1000
LPI 01-12	SALTOS DE FRANCOLÍ	121-12	01/01/2016	31/12/2030	13.53	0.1035
LPI 06-12	COAL POWER, S.A.	14-14	01/01/2025	31/12/2039	10.00	0.1004
LPI 01-13	GENRADORA GATUN, S.A..	20-13	01/10/2024	30/09/2044	18.89	0.0880
LPI 01-15	GAS NATURAL ATLÁNTICO S. de R.L.	16-15	01/09/2018	31/08/2028	38.83	0.0268
LPI 02-15	ENEL FORTUNA S.A.	18-15	01/03/2023	28/02/2038	32.09	0.0209

Los precios de Potencia y Energía asociada indicados son precios promedio del periodo de suministro.

Volumen de Potencia Firme en Contratos de Potencia Firme y Energía

N° Contrato	2024	2025	2026	2027	2028	2029	2030	2031	2032	2033	2034	2035	2036	2037	2038	2039	2040	2041	2042	2043	2044
05-08	17.05	17.05	0.00	0.00	0.00	0.00	0.00	0.00	0.00	0.00	0.00	0.00	0.00	0.00	0.00	0.00	0.00	0.00	0.00	0.00	0.00
07-08	34.65	15.40	15.40	15.40	0.00	0.00	0.00	0.00	0.00	0.00	0.00	0.00	0.00	0.00	0.00	0.00	0.00	0.00	0.00	0.00	0.00
24-11	6.67	6.67	6.67	6.67	6.67	6.67	0.00	0.00	0.00	0.00	0.00	0.00	0.00	0.00	0.00	0.00	0.00	0.00	0.00	0.00	0.00
25-11	19.68	19.68	19.68	19.68	19.68	19.68	0.00	0.00	0.00	0.00	0.00	0.00	0.00	0.00	0.00	0.00	0.00	0.00	0.00	0.00	0.00
26-11	0.83	0.83	0.83	0.83	0.83	0.83	0.00	0.00	0.00	0.00	0.00	0.00	0.00	0.00	0.00	0.00	0.00	0.00	0.00	0.00	0.00
27-11	3.65	3.65	3.65	3.65	3.65	3.65	0.00	0.00	0.00	0.00	0.00	0.00	0.00	0.00	0.00	0.00	0.00	0.00	0.00	0.00	0.00
28-11	2.63	2.63	2.63	2.63	2.63	2.63	0.00	0.00	0.00	0.00	0.00	0.00	0.00	0.00	0.00	0.00	0.00	0.00	0.00	0.00	0.00
29-11	1.61	1.61	1.61	1.61	1.61	1.61	0.00	0.00	0.00	0.00	0.00	0.00	0.00	0.00	0.00	0.00	0.00	0.00	0.00	0.00	0.00
30-11	1.53	1.53	1.53	1.53	1.53	1.53	1.53	0.00	0.00	0.00	0.00	0.00	0.00	0.00	0.00	0.00	0.00	0.00	0.00	0.00	0.00
31-11	6.67	6.67	6.67	6.67	6.67	6.67	6.67	0.00	0.00	0.00	0.00	0.00	0.00	0.00	0.00	0.00	0.00	0.00	0.00	0.00	0.00
32-11	1.27	1.27	1.27	1.27	1.27	1.27	1.27	0.00	0.00	0.00	0.00	0.00	0.00	0.00	0.00	0.00	0.00	0.00	0.00	0.00	0.00
33-11	7.93	7.93	7.93	7.93	7.93	7.93	0.00	0.00	0.00	0.00	0.00	0.00	0.00	0.00	0.00	0.00	0.00	0.00	0.00	0.00	0.00
34-11	0.89	0.89	0.89	0.89	0.89	0.89	0.00	0.00	0.00	0.00	0.00	0.00	0.00	0.00	0.00	0.00	0.00	0.00	0.00	0.00	0.00
35-11	2.00	2.00	2.00	2.00	2.00	2.00	0.00	0.00	0.00	0.00	0.00	0.00	0.00	0.00	0.00	0.00	0.00	0.00	0.00	0.00	0.00
117-12	210.00	210.00	210.00	210.00	210.00	210.00	210.00	0.00	0.00	0.00	0.00	0.00	0.00	0.00	0.00	0.00	0.00	0.00	0.00	0.00	0.00
118-12	1.07	1.07	1.07	1.07	1.07	1.07	1.07	0.00	0.00	0.00	0.00	0.00	0.00	0.00	0.00	0.00	0.00	0.00	0.00	0.00	0.00
119-12	5.29	5.29	5.29	5.29	5.29	5.29	5.29	0.00	0.00	0.00	0.00	0.00	0.00	0.00	0.00	0.00	0.00	0.00	0.00	0.00	0.00
121-12	0.55	0.55	0.55	0.55	0.55	0.55	0.55	0.00	0.00	0.00	0.00	0.00	0.00	0.00	0.00	0.00	0.00	0.00	0.00	0.00	0.00
14-14	0.00	90.00	90.00	90.00	90.00	90.00	90.00	90.00	90.00	90.00	90.00	90.00	90.00	90.00	90.00	90.00	90.00	0.00	0.00	0.00	0.00
20-13	200.00	200.00	200.00	200.00	275.00	275.00	275.00	275.00	275.00	275.00	275.00	275.00	275.00	275.00	275.00	275.00	275.00	275.00	275.00	275.00	275.00
16-15	196.00	196.00	196.00	196.00	196.00	0.00	0.00	0.00	0.00	0.00	0.00	0.00	0.00	0.00	0.00	0.00	0.00	0.00	0.00	0.00	0.00
18-15	196.00	196.00	196.00	196.00	196.00	196.00	196.00	196.00	196.00	196.00	196.00	196.00	196.00	196.00	196.00	0.00	0.00	0.00	0.00	0.00	0.00

Potencia Máxima Contratada

Contratos de Sólo Potencia

Los precios de la Potencia Firme indicados en la siguiente tabla son precios promedio del periodo de suministro

Licitación	Generadora	Contrato	Fecha		Precio Potencia (USD/kW-mes)
			Inicio	Final	
LPI 01-22	AUTORIDAD DEL CANAL DE PANAMÁ	13-23	01/04/2023	30/09/2024	7.50
LPI 01-22	GENERADORA DEL ATLÁNTICO, S.A.	15-23	01/04/2023	30/09/2024	8.25
LPI 01-22	GENERADORA DEL ATLÁNTICO, S.A.	16-23	01/09/2023	30/09/2024	8.25
LPI 01-22	PEDREGAL POWER COMPANY, S. DE R. L	17-23	01/04/2023	30/09/2024	8.785
LPI 01-22	PAN-AM GENERATING LIMITED	18-23	01/09/2023	30/09/2024	8.75
LPI 01-22	PAN-AM GENERATING LIMITED	19-23	01/09/2023	30/09/2024	8.65
LPI 01-22	SPARKLE POWER, S.A.	20-23	01/04/2023	30/09/2024	5.5
LPI 01-23	CELSIA CENTROAMÉRICA, S.A.	52-23	01/03/2024	30/09/2024	10.24
LPI 01-23	GENERADORA DEL ATLÁNTICO, S.A.	53-23	01/03/2024	30/09/2024	8.57

Volumen de Potencia Firme en Contratos de Potencia Firme (MW)

N° Contrato	2024
13-23	16.00
15-23	32.00
16-23	11.20
17-23	16.00
18-23	27.2
19-23	16.00
20-23	14.4
52-23	8.16
53-23	0.34

Potencia Máxima Contratada

Contratos de Sólo Energía

Los precios por la Energía indicados en la siguiente tabla son precios promedio del periodo de suministro

Licitación	Generadora	Contrato	Fecha		Precio Energía (USD/kWh)
			Inicio	Final	
LPI 03-10	PASO ANCHO HYDRO POWER	86-11	01/01/2014	30/06/2024	0.08990
LPI 03-10	HIDROECOLÓGICA DEL TERIBE, S.A..	87-11	01/04/2015	28/02/2025	0.1085

Licitación	Generadora	Contrato	Fecha		Precio Energía (USD/kWh)
			Inicio	Final	
LPI 05-11	UEP (PE NUEVO CHAGRES)	15-12	01/07/2014	30/06/2029	0.0950
LPI 05-11	UEP (PE ROSA DE LOS VIENTOS)	16-12	01/07/2014	30/06/2029	0.0980
LPI 05-11	UEP (PE PORTOBELO)	17-12	01/07/2014	30/06/2029	0.1080
LPI 05-11	UEP (PE MARAÑON)	18-12	01/07/2014	30/06/2029	0.1100
CESIÓN HIDROELÉCTRICA TIZINGAL, S.A. LPI 07-12	ISTMUS HIDRO POWER	02-13	01/07/2016	31/12/2027	0.1200
LPI 07-12	CALDERA ENERGY CORP.	03-13	01/03/2013	31/12/2027	0.1311
LPI 07-12	ELECTROGENERADORA DEL ISTMO, S.A..	04-13	01/03/2013	31/12/2027	0.1237
LPI 07-12	FOUNTAIN INTERTRADE CORP	05-13	01/03/2013	31/12/2027	0.1322
LPI 07-12	HIDROIBERICA, S.A..	06-13	01/03/2013	31/12/2027	0.1050
LPI 07-12	NAVITAS INTERNACIONAL, S.A..	07-13	01/12/2017	31/12/2027	0.1015
LPI 07-12	HIDROECOLÓGICA DEL TERIBE, S.A..	08-13	01/03/2013	31/12/2027	0.1360
LPI 07-12	HIDRONORTH CORP.	09-13	01/02/2018	31/12/2027	0.1437
LPI 02-13	PASO ANCHO HYDRO POWER	23-13	01/07/2024	31/12/2027	0.1104
LPI 02-13	EMPRESA NACIONAL DE ENERGÍA, S.A..	24-13	01/01/2014	31/12/2027	0.1275
LPI 02-13	FUERZA ELÉCTRICA DEL ISTMO, S.A..	25-13	01/03/2016	31/12/2027	0.1276
LPI 02-13	CAFÉ DE ELETA, S.A..	26-13	01/07/2013	31/12/2027	0.1280
LPI 02-13	ENERGÍA Y SERVICIOS DE PANAMÁ, S.A..	27-13	01/07/2013	31/12/2027	0.1322
LPI 02-13	GENERADORA PEDREGALITO, S.A..	28-13	01/12/2015	31/12/2027	0.1320
LPI 02-13	GENERADORA RIO CHICO, S.A..	29-13	01/12/2015	31/12/2027	0.1320
LPI 02-13	GENERADORA ALTO VALLE, S.A..	30-13	01/12/2015	31/12/2027	0.1325
LPI 02-13	HYDRO CAISÁN, S.A..	31-13	01/12/2015	31/12/2027	0.1325
LPI 03-13	UEP (PE PORTOBELO)	03-14	01/07/2029	31/12/2033	0.0919
LPI 03-13	UEP (PE MARAÑON)	04-14	01/07/2029	31/12/2033	0.0949
LPI 03-13	PARQUE EÓLICO TOABRE	05-14	01/08/2021	31/07/2036	0.0950
LPI 03-14	PANAMÁSOLAR2, S.A..	07-15	01/10/2017	30/09/2037	0.0860
LPI 03-14	SOLPAC INVESTMENT, S.A..	08-15	17/08/2021	16/08/2041	0.1048
LPI 01-22	CALDERA ENERGY CORP.	01-23	01/09/2024	30/09/2024	0.085
LPI 01-22	EMPRESA NACIONAL DE ENERGÍA, S.A.	02-23	01/07/2023	01/09/2024	0.088
LPI 01-22	HIDRO BOQUERON, S. A	05-23	01/06/2023	30/09/2024	0.0745
LPI 01-22	HIDROIBERICA, S.A.	06-23	01/03/2023	30/09/2024	0.081
LPI 01-22	FOUNTAIN HYDRO POWER CORP.	03-23	01/07/2023	30/06/2024	0.10250
LPI 01-22	HIDROECOLÓGICA DEL TERIBE, S.A.	07-23	01/05/2024	30/06/2024	0.10950
LPI 01-22	ISTMUS HYDRO POWER S. de R.L.	09-23	01/05/2024	30/06/2024	0.11700
LPI 01-22	LAS PERLAS NORTE. S. de R.L.	10-23	01/06/2024	30/06/2024	0.11700
LPI 01-22	LAS PERLAS SUR, S. DE R. L.	11-23	01/05/2024	30/09/2024	0.0979
LPI 01-22	SOLAR BOQUERON, S. A	12-23	01/05/2023	30/09/2024	0.0785
LPI 01-23	HIDRO PIEDRA, S.A.	50-23	01/05/2024	05/31/2024	0.13571
LPI 01-23	PEDREGAL POWER COMPANY, S. DE R.L	51-23	01/05/2024	05/31/2024	0.19323

Total de Potencia y Energía de los Contratos Vigentes

A continuación, presentamos el total de Potencia Firme y de Energía contratada mensualmente para los años 2024-2044.

Cuadro No. 1 Potencia Firme Contratada Mensual (MW)

Potencia Contratada para EDEMET (MW)

Años\Meses	Enero	Febrero	Marzo	Abril	Mayo	Junio	Julio	Agosto	Septiembre	Octubre	Noviembre	Diciembre
2024	829.14	845.74	849.09	823.19	818.42	836.52	829.52	838.17	836.17	896.72	896.72	896.72
2025	983.69	983.69	983.69	983.69	986.72	986.72	986.72	986.72	986.72	986.72	986.72	986.72
2026	966.65	966.65	966.65	966.65	969.67	969.67	969.67	969.67	969.67	969.67	969.67	969.67
2027	966.65	966.65	966.65	966.65	969.67	969.67	954.27	954.27	954.27	954.27	954.27	954.27
2028	951.25	951.25	951.25	951.25	954.27	954.27	954.27	1,029.27	833.27	833.27	833.27	833.27
2029	830.25	830.25	830.25	830.25	833.27	833.27	833.27	833.27	833.27	833.27	833.27	833.27
2030	787.38	787.38	787.38	780.71	780.71	780.71	779.18	779.18	779.18	779.18	779.18	777.91
2031	561.00	561.00	561.00	561.00	561.00	561.00	561.00	561.00	561.00	561.00	561.00	561.00
2032	561.00	561.00	561.00	561.00	561.00	561.00	561.00	561.00	561.00	561.00	561.00	561.00
2033	561.00	561.00	561.00	561.00	561.00	561.00	561.00	561.00	561.00	561.00	561.00	561.00
2034	561.00	561.00	561.00	561.00	561.00	561.00	561.00	561.00	561.00	561.00	561.00	561.00
2035	561.00	561.00	561.00	561.00	561.00	561.00	561.00	561.00	561.00	561.00	561.00	561.00
2036	561.00	561.00	561.00	561.00	561.00	561.00	561.00	561.00	561.00	561.00	561.00	561.00
2037	561.00	561.00	561.00	561.00	561.00	561.00	561.00	561.00	561.00	561.00	561.00	561.00
2038	561.00	561.00	365.00	365.00	365.00	365.00	365.00	365.00	365.00	365.00	365.00	365.00
2039	365.00	365.00	365.00	365.00	365.00	365.00	365.00	365.00	365.00	365.00	365.00	365.00
2040	275.00	275.00	275.00	275.00	275.00	275.00	275.00	275.00	275.00	275.00	275.00	275.00
2041	275.00	275.00	275.00	275.00	275.00	275.00	275.00	275.00	275.00	275.00	275.00	275.00
2042	275.00	275.00	275.00	275.00	275.00	275.00	275.00	275.00	275.00	275.00	275.00	275.00
2043	275.00	275.00	275.00	275.00	275.00	275.00	275.00	275.00	275.00	275.00	275.00	275.00
2044	275.00	275.00	275.00	275.00	275.00	275.00	275.00	275.00	275.00	0.00	0.00	0.00

Cuadro No. 2 Energía Contratada Mensual (GWh)

Energía Contratada para EDEMET (GWh)

Años\Meses	Enero	Febrero	Marzo	Abril	Mayo	Junio	Julio	Agosto	Septiembre	Octubre	Noviembre	Diciembre
2024	380.02	346.95	393.54	377.01	375.47	364.30	379.78	386.82	373.86	458.40	446.35	475.91
2025	516.44	478.51	524.52	514.18	514.44	504.34	522.67	535.28	509.11	507.35	500.21	531.55
2026	520.65	483.00	528.11	504.45	506.53	504.21	526.96	541.49	516.58	516.79	510.08	542.13
2027	532.15	475.44	532.15	505.51	506.17	502.97	523.93	540.86	517.13	519.70	514.82	546.41
2028	519.06	463.29	525.99	494.35	486.27	469.65	511.38	558.86	430.12	431.93	430.12	473.15
2029	434.49	408.88	465.50	435.25	425.00	409.80	444.61	453.59	426.55	427.87	422.18	464.48
2030	428.14	377.66	417.31	396.85	394.07	392.90	426.69	434.55	411.39	408.41	403.16	440.76
2031	316.16	276.94	311.73	290.07	282.25	284.92	312.62	315.19	297.92	303.08	301.00	321.39
2032	315.10	277.50	308.22	282.08	284.67	285.63	315.93	321.47	301.12	306.64	302.78	335.94
2033	322.34	277.57	308.93	290.13	283.38	286.42	319.14	321.21	305.98	308.67	300.32	336.09
2034	314.78	269.61	307.26	282.06	277.15	285.15	318.04	324.25	304.31	309.44	304.04	330.90
2035	318.21	270.58	309.42	282.09	276.21	286.12	321.19	327.54	307.47	312.59	306.78	334.24
2036	320.67	271.45	311.60	282.09	275.22	287.04	324.35	330.80	310.16	316.10	309.81	337.72
2037	324.70	271.73	313.55	282.02	274.13	287.84	327.40	333.86	312.59	318.02	311.11	338.89
2038	325.83	270.95	208.47	185.33	178.76	188.03	215.59	216.14	201.42	206.53	200.55	215.40
2039	205.34	169.44	197.19	177.06	172.77	185.99	213.39	218.10	203.03	208.52	202.43	217.24
2040	156.10	128.04	149.51	133.35	129.64	140.52	162.27	165.86	154.28	158.68	153.94	165.23
2041	157.51	128.38	150.42	133.27	129.09	140.88	163.74	167.40	155.32	160.01	154.86	166.70
2042	158.89	128.67	150.97	132.88	128.28	140.97	164.89	168.56	156.49	161.46	156.15	168.14
2043	160.62	129.03	151.82	132.75	127.58	141.20	166.57	169.78	157.79	162.78	157.17	169.34
2044	161.70	129.62	152.94	132.65	127.14	141.89	168.18	170.59	159.39	0.00	0.00	0.00

1.2 Contratos Vigentes de EDECHI

Contratos de Potencia con Energía Asociada

A continuación, se muestran los Contratos de Suministro de Potencia con Energía asociada para EDECHI:

Licitación	Generadora	Contrato	Fecha		Precio Potencia	Precio Energía
			Inicio	Final	(\$/KW-mes)	(\$/KWh)
CESIÓN MIFTA LPI 02-10	EMPRESA NACIONAL DE ENERGÍA, S.A.	36-11	01/09/2016	31/12/2029	10.25	0.0797
LPI 02-10	ENEL FORTUNA S.A.	37-11	01/01/2015	31/12/2029	6.95	0.0975
LPI 02-10	ELECTROGENERADORA DEL ISTMO, S.A..	38-11	01/01/2015	31/12/2029	25.00	0.0633
LPI 02-10	ENERGÍA Y SERVICIOS DE PANAMÁ, S.A..	39-11	01/01/2015	31/12/2029	11.65	0.0910
LPI 02-10	GENERADORA PEDREGALITO, S.A..	40-11	01/01/2015	31/12/2029	30.00	0.0542
LPI 02-10	GENERADORA RIO CHICO, S.A..	41-11	01/01/2015	31/12/2029	30.00	0.0542
LPI 02-10	GENERADORA ALTO VALLE, S.A..	42-11	01/07/2015	30/06/2030	30.00	0.0542
LPI 02-10	HIDROECOLÓGICA DEL TERIBE, S.A..	43-11	01/04/2015	31/03/2030	8.50	0.1031
LPI 02-10	DES. HIDRO. CORP.	44-11	15/11/2015	15/11/2030	10.35	0.0965
CESIÓN CONS. HID. TABASARÁ, S.A. LPI 02-10	LAS PERLAS NORTE S.A..	45-11	06/08/2016	31/12/2029	9.00	0.1008
LPI 02-10	HIDRO. SAN LORENZO	46-11	01/01/2015	31/12/2029	15.00	0.0895
LPI 02-10	CALDERA ENERGY CORP.	47-11	01/01/2015	31/12/2029	25.00	0.0633
LPI 06-12	COAL POWER, S.A.	06-12	01/01/2025	31/12/2039	10.00	0.1004
LPI 01-12	AES PANAMA	122-12	01/01/2016	31/12/2030	10.00	0.0901
LPI 01-12	HIDRO PIEDRA, S.A..	123-12	01/01/2016	31/12/2030	8.12	0.0948
LPI 01-12	CORPORACIÓN DE ENERGÍA DEL ISTMO, S.A..	124-12	01/01/2016	31/12/2030	8.90	0.1000
LPI 01-12	SALTOS DE FRANCOLÍ	126-12	01/01/2016	31/12/2030	13.53	0.1035
LPI 01-13	GENERADORA GATUN, S.A.	21-13	01/10/2024	30/09/2044	18.89	0.0880
LPI 01-15	GAS NATURAL ATLÁNTICO S. de R.L.	17-15	01/09/2018	31/08/2028	38.83	0.0268
LPI 02-15	ENEL FORTUNA S.A.	19-15	01/03/2023	28/02/2038	32.09	0.0209

Los precios de Potencia y Energía indicados en la tabla son precios promedio del periodo de suministro.

Volumen de Potencia Firme en Contratos de Potencia Firme y Energía

N° Contrato	2024	2025	2026	2027	2028	2029	2030	2031	2032	2033	2034	2035	2036	2037	2038	2039	2040	2041	2042	2043	2044
36-11	0.67	0.67	0.67	0.67	0.67	0.67	0.00	0.00	0.00	0.00	0.00	0.00	0.00	0.00	0.00	0.00	0.00	0.00	0.00	0.00	0.00
37-11	1.97	1.97	1.97	1.97	1.97	1.97	0.00	0.00	0.00	0.00	0.00	0.00	0.00	0.00	0.00	0.00	0.00	0.00	0.00	0.00	0.00
38-11	0.08	0.08	0.08	0.08	0.08	0.08	0.00	0.00	0.00	0.00	0.00	0.00	0.00	0.00	0.00	0.00	0.00	0.00	0.00	0.00	0.00
39-11	0.36	0.36	0.36	0.36	0.36	0.36	0.00	0.00	0.00	0.00	0.00	0.00	0.00	0.00	0.00	0.00	0.00	0.00	0.00	0.00	0.00
40-11	0.26	0.26	0.26	0.26	0.26	0.26	0.00	0.00	0.00	0.00	0.00	0.00	0.00	0.00	0.00	0.00	0.00	0.00	0.00	0.00	0.00
41-11	0.16	0.16	0.16	0.16	0.16	0.16	0.00	0.00	0.00	0.00	0.00	0.00	0.00	0.00	0.00	0.00	0.00	0.00	0.00	0.00	0.00
42-11	0.15	0.15	0.15	0.15	0.15	0.15	0.15	0.00	0.00	0.00	0.00	0.00	0.00	0.00	0.00	0.00	0.00	0.00	0.00	0.00	0.00
43-11	0.67	0.67	0.67	0.67	0.67	0.67	0.67	0.00	0.00	0.00	0.00	0.00	0.00	0.00	0.00	0.00	0.00	0.00	0.00	0.00	0.00
44-11	0.13	0.13	0.13	0.13	0.13	0.13	0.13	0.00	0.00	0.00	0.00	0.00	0.00	0.00	0.00	0.00	0.00	0.00	0.00	0.00	0.00
45-11	0.79	0.79	0.79	0.79	0.79	0.79	0.00	0.00	0.00	0.00	0.00	0.00	0.00	0.00	0.00	0.00	0.00	0.00	0.00	0.00	0.00
46-11	0.09	0.09	0.09	0.09	0.09	0.09	0.00	0.00	0.00	0.00	0.00	0.00	0.00	0.00	0.00	0.00	0.00	0.00	0.00	0.00	0.00
47-11	0.20	0.20	0.20	0.20	0.20	0.20	0.00	0.00	0.00	0.00	0.00	0.00	0.00	0.00	0.00	0.00	0.00	0.00	0.00	0.00	0.00
06-12	0.00	10.05	10.05	10.05	10.05	10.05	10.05	10.05	10.05	10.05	10.05	10.05	10.05	10.05	10.05	10.05	0.00	0.00	0.00	0.00	0.00
122-12	24.50	24.50	24.50	24.50	24.50	24.50	24.50	0.00	0.00	0.00	0.00	0.00	0.00	0.00	0.00	0.00	0.00	0.00	0.00	0.00	0.00
123-12	0.13	0.13	0.13	0.13	0.13	0.13	0.13	0.00	0.00	0.00	0.00	0.00	0.00	0.00	0.00	0.00	0.00	0.00	0.00	0.00	0.00
124-12	0.62	0.62	0.62	0.62	0.62	0.62	0.62	0.00	0.00	0.00	0.00	0.00	0.00	0.00	0.00	0.00	0.00	0.00	0.00	0.00	0.00
126-12	0.06	0.06	0.06	0.06	0.06	0.06	0.06	0.00	0.00	0.00	0.00	0.00	0.00	0.00	0.00	0.00	0.00	0.00	0.00	0.00	0.00
21-13	40.00	40.00	40.00	40.00	55.00	55.00	55.00	55.00	55.00	55.00	55.00	55.00	55.00	55.00	55.00	55.00	55.00	55.00	55.00	55.00	55.00
17-15	28.00	28.00	28.00	28.00	28.00	0.00	0.00	0.00	0.00	0.00	0.00	0.00	0.00	0.00	0.00	0.00	0.00	0.00	0.00	0.00	0.00
19-15	28.00	28.00	28.00	28.00	28.00	28.00	28.00	28.00	28.00	28.00	28.00	28.00	28.00	28.00	28.00	0.00	0.00	0.00	0.00	0.00	0.00

Potencia Máxima Contratada (MW)

Contratos de Sólo Potencia

Los precios de Potencia Firme indicados en la tabla son precios promedio del periodo de suministro.

Licitación	Generadora	Contrato	Fecha		Precio Potencia (\$/KW-mes)
			Inicio	Final	
LPI 01-22	AUTORIDAD DEL CANAL DE PANAMÁ	34-23	01/03/2023	30/09/2024	7.50
LPI 01-22	GENERADORA DEL ATLÁNTICO, S.A.	36-23	01/04/2023	28/02/2026	6.42
LPI 01-22	GENERADORA DEL ATLÁNTICO, S.A.	37-23	1/09/2023	31/12/2025	7.96
LPI 01-22	PEDREGAL POWER COMPANY, S. DE R. L	38-23	01/04/2023	30/11/2025	8.39
LPI 01-22	PAN-AM GENERATING LIMITED	39-23	01/09/2023	31/12/2024	8.73
LPI 01-22	PAN-AM GENERATING LIMITED	40-23	30/09/2023	30/09/2024	8.65
LPI 01-22	SPARKLE POWER, S.A.	41-23	01/04/2023	28/02/2026	5.50
LPI 01-22	TROPITERMICA, S.A.	42-23	01/04/2023	31/12/2025	7.30
LPI 01-23	CELSIA CENTROAMÉRICA, S.A.	69-23	01/01/2024	31/12/2025	7.20
LPI 01-23	GENERADORA DEL ATLÁNTICO, S.A.	70-23	01/01/2024	31/12/2025	6.20

Precio promedio de potencia del periodo del suministro

Volumen de Potencia Firme en Contratos de Potencia Firme (MW)

N° Contrato	2024	2025	2026
34-23	8.5	-	-
36-23	26.00	17.55	12.54
37-23	9.10	2.60	-
38-23	8.50	8.36	-
39-23	14.45	-	-
40-23	8.50	-	-
41-23	11.70	12.15	9.9
42-23	-	0.27	-
69-23	13.44	15.36	-
70-23	0.56	11.25	-

Potencia Máxima Contratada (MW)

Contratos de Sólo Energía

Los precios por la Energía indicados en la siguiente tabla son precios promedio del periodo de suministro

Licitación	Generadora	Contrato	Fecha		Precio Energía (\$/KWh)
			Inicio	Final	
LPI 03-10	PASO ANCHO HYDRO POWER	86-11	01/01/2014	30/06/2024	0.0899
LPI 03-10	HIDROECOLÓGICA DEL TERIBE, S.A..	89-11	01/04/2015	28/02/2025	0.1085
LPI 05-11	UEP (PE NUEVO CHAGRES)	19-12	01/07/2014	30/06/2029	0.0950
LPI 05-11	UEP (PE ROSA DE LOS VIENTOS)	20-12	01/07/2014	30/06/2029	0.0980
LPI 05-11	UEP (PE PORTOBELO)	21-12	01/07/2014	30/06/2029	0.1080

Licitación	Generadora	Contrato	Fecha		Precio Energía (\$/KWh)
			Inicio	Final	
LPI 05-11	UEP (PE MARAÑON)	22-12	01/07/2014	30/06/2029	0.1100
CESIÓN HIDROELÉCTRICA TIZINGAL, S.A. LPI 07-12	ISTMUS HIDRO POWER	10-13	01/07/2016	31/12/2027	0.1200
LPI 07-12	CALDERA ENERGY CORP.	11-13	01/03/2013	31/12/2027	0.1212
LPI 07-12	ELECTROGENERADORA DEL ISTMO, S.A.	12-13	01/03/2013	31/12/2027	0.1237
LPI 07-12	FOUNTAIN INTERTRADE CORP	13-13	01/03/2013	31/12/2027	0.1322
LPI 07-12	HIDROIBERICA, S.A..	14-13	01/03/2013	31/12/2027	0.1050
LPI 07-12	NAVITAS INTERNACIONAL, S.A.	15-13	01/12/2017	31/12/2027	0.1015
LPI 07-12	HIDROECOLÓGICA DEL TERIBE, S.A.	16-13	01/03/2013	31/12/2027	0.1360
LPI 07-12	HIDRONORTH CORP.	17-13	01/07/2014	31/12/2027	0.1437
LPI 02-13	PASO ANCHO HYDRO POWER	32-13	01/07/2024	31/12/2027	0.1189
LPI 02-13	EMPRESA NACIONAL DE ENERGÍA, S.A.	33-13	01/01/2014	31/12/2027	0.1275
LPI 02-13	SALTOS DEL FRANCOLÍ	34-13	01/03/2016	31/12/2027	0.1276
LPI 02-13	CAFÉ DE ELETA, S.A..	35-13	01/07/2013	31/12/2027	0.1280
LPI 02-13	ENERGÍA Y SERVICIOS DE PANAMÁ, S.A..	36-13	01/07/2013	31/12/2027	0.1322
LPI 02-13	GENERADORA PEDREGALITO, S.A..	37-13	01/12/2015	31/12/2027	0.1320
LPI 02-13	GENERADORA RIO CHICO, S.A..	38-13	01/12/2015	31/12/2027	0.1320
LPI 02-13	GENERADORA ALTO VALLE, S.A..	39-13	01/12/2015	31/12/2027	0.1287
LPI 02-13	HYDRO CAISÁN, S.A..	40-13	01/12/2015	31/12/2027	0.1294
LPI 03-13	UEP (PE PORTOBELO)	07-14	01/07/2029	31/12/2033	0.0919
LPI 03-13	UEP (PE MARAÑON)	08-14	01/07/2029	31/12/2033	0.0949
LPI 03-13	PARQUE EÓLICO TOABRE	09-14	01/08/2021	31/07/2036	0.0950
LPI 03-14	PANAMÁSOLAR2, S.A..	10-15	01/10/2017	30/09/2037	0.0860
LPI 03-14	SOLPAC INVESTMENT, S.A..	11-15	17/08/2021	16/08/2041	0.1048
LPI 01-22	FOUNTAIN HYDRO POWER CORP.	03-23	01/07/2023	30/06/2024	0.10250
LPI 01-22	HIDROECOLÓGICA DEL TERIBE, S.A.	07-23	01/05/2024	30/06/2024	0.10950
LPI 01-22	ISTMUS HYDRO POWER S. de R.L.	09-23	01/05/2024	30/06/2024	0.11700
LPI 01-22	LAS PERLAS NORTE. S. de R.L.	10-23	01/06/2024	30/06/2024	0.11700
LPI 01-22	CALDERA ENERGY CORP.	22-23	01/09/2023	31/10/2024	0.085
LPI 01-22	EMPRESA NACIONAL DE ENERGÍA, S.A.	23-23	01/07/2023	30/11/2024	0.0847
LPI 01-22	HIDRO BOQUERON, S. A	26-23	01/06/2023	31/07/2025	0.0745
LPI 01-22	HIDROIBERICA, S.A.	27-23	01/03/2023	31/07/2025	0.0804
LPI 01-22	IDEAL PANAMÁ, S.A.	29-23	01/07/2023	31/07/2025	0.0800
LPI 01-22	LAS PERLAS SUR, S. DE R. L.	32-23	01/05/2024	30/11/2024	0.0952
LPI 01-22	SOLAR BOQUERON, S. A	33-23	01/05/2023	31/07/2025	0.0785
LPI 01-23	HIDRO PIEDRA, S.A.	50-23	01/05/2024	31/05/2024	0.13571
LPI 01-23	PEDREGAL POWER COMPANY, S. DE R.L	51-23	01/05/2024	31/05/2024	0.19323
LPI 01-23	CALDERA ENERGY CORP.	54-23	01/03/2025	31/05/2025	0.0850
LPI 01-23	SPARKLE POWER, S.A.	66-23	01/03/2025	31/05/2025	0.1300
LPI 01-23	ELECTRON INVESTMENT, S.A.	55-23	01/08/2024	30/09/2024	0.0890
LPI 01-23	EMPRESA NACIONAL DE ENERGÍA, S.A.	56-23	01/05/2025	31/05/2025	0.1127

Licitación	Generadora	Contrato	Fecha		Precio Energía (\$/KWh)
			Inicio	Final	
LPI 01-23	GENA SOLAR, S.A.	59-23	01/03/2025	30/05/2025	0.0920
LPI 01-23	GENERADORA DEL ISTMO, S.A.	58-23	01/08/2024	30/09/2024	0.0943
LPI 01-23	HIDRO PIEDRA, S.A.	61-23	01/01/2024	31/05/2025	0.1312
LPI 01-23	HYDRO CAISÁN, S.A.	60-23	01/09/2024	30/09/2024	0.0976
LPI 01-23	ISTMUS HYDRO POWER S. de R.L.	62-23	01/07/2024	30/09/2024	0.1301
LPI 01-23	LAS PERLAS NORTE. S. de R.L.	63-23	01/08/2024	30/09/2024	0.1112
LPI 01-23	LAS PERLAS SUR, S. DE R. L.	64-23	01/07/2024	30/09/2024	0.1301
LPI 01-23	TECNISOL IV, S.A.	67-23	01/03/2025	30/04/2025	0.1310
LPI 01-23	UEP PENONOMÉ II, S.A.	68-23	01/01/2024	30/04/2025	0.1300

Precio promedio de energía del periodo del suministro

Total de Potencia y Energía de los Contratos Vigentes

A continuación, presentamos el total de Potencia Firme y de Energía contratada mensualmente para los años 2024-2044.

Cuadro No.3 Potencia Firme Contratada Mensual (MW)

Potencia Contratada para EDECHI (MW)

Años\Meses	Enero	Febrero	Marzo	Abril	Mayo	Junio	Julio	Agosto	Septiembre	Octubre	Noviembre	Diciembre
2024	146.13	157.08	155.63	158.63	152.44	153.59	157.39	152.59	156.74	174.94	170.84	177.00
2025	160.14	166.02	184.15	186.50	175.08	167.20	169.29	168.68	170.53	173.00	167.41	179.35
2026	145.58	159.02	136.58	136.58	136.89	136.89	136.89	136.89	136.89	136.89	136.89	136.89
2027	136.58	136.58	136.58	136.58	136.89	136.89	136.89	136.89	136.89	136.89	136.89	136.89
2028	136.58	136.58	136.58	136.58	136.89	136.89	136.89	151.89	123.89	123.89	123.89	123.89
2029	123.58	123.58	123.58	123.58	123.89	123.89	123.89	123.89	123.89	123.89	123.89	123.89
2030	119.30	119.30	119.30	118.64	118.64	118.64	118.48	118.48	118.48	118.48	118.48	118.36
2031	93.05	93.05	93.05	93.05	93.05	93.05	93.05	93.05	93.05	93.05	93.05	93.05
2032	93.05	93.05	93.05	93.05	93.05	93.05	93.05	93.05	93.05	93.05	93.05	93.05
2033	93.05	93.05	93.05	93.05	93.05	93.05	93.05	93.05	93.05	93.05	93.05	93.05
2034	93.05	93.05	93.05	93.05	93.05	93.05	93.05	93.05	93.05	93.05	93.05	93.05
2035	93.05	93.05	93.05	93.05	93.05	93.05	93.05	93.05	93.05	93.05	93.05	93.05
2036	93.05	93.05	93.05	93.05	93.05	93.05	93.05	93.05	93.05	93.05	93.05	93.05
2037	93.05	93.05	93.05	93.05	93.05	93.05	93.05	93.05	93.05	93.05	93.05	93.05
2038	93.05	93.05	65.05	65.05	65.05	65.05	65.05	65.05	65.05	65.05	65.05	65.05
2039	65.05	65.05	65.05	65.05	65.05	65.05	65.05	65.05	65.05	65.05	65.05	65.05
2040	55.00	55.00	55.00	55.00	55.00	55.00	55.00	55.00	55.00	55.00	55.00	55.00
2041	55.00	55.00	55.00	55.00	55.00	55.00	55.00	55.00	55.00	55.00	55.00	55.00
2042	55.00	55.00	55.00	55.00	55.00	55.00	55.00	55.00	55.00	55.00	55.00	55.00
2043	55.00	55.00	55.00	55.00	55.00	55.00	55.00	55.00	55.00	55.00	55.00	55.00
2044	55.00	55.00	55.00	55.00	55.00	55.00	55.00	55.00	55.00	0.00	0.00	0.00

Cuadro No. 4 Energía Contratada Mensual (GWh)

Energía Contratada para EDECHI (GWh)

Años\Meses	Enero	Febrero	Marzo	Abril	Mayo	Junio	Julio	Agosto	Septiembre	Octubre	Noviembre	Diciembre
2024	64.01	56.54	65.69	61.52	62.97	60.91	61.77	63.18	62.66	83.36	76.38	81.84
2025	93.88	85.51	92.19	90.59	89.40	85.82	89.23	87.73	85.76	89.24	83.07	86.59
2026	95.77	86.49	93.04	89.55	87.47	87.44	91.00	88.80	87.14	90.55	84.18	86.59
2027	96.53	83.83	91.52	88.98	87.42	88.44	91.80	88.99	87.58	91.16	84.36	85.67
2028	94.68	82.18	90.76	86.74	83.48	79.99	83.22	87.10	70.15	71.95	68.22	73.17
2029	78.77	75.54	83.55	79.97	76.48	72.53	76.22	72.60	70.11	71.82	66.86	72.92
2030	83.61	71.36	72.71	75.23	73.34	73.09	75.54	70.93	71.10	70.74	66.04	68.85
2031	69.16	58.51	62.54	61.30	56.87	58.92	61.10	55.08	55.59	59.51	56.54	53.18
2032	67.42	58.69	59.03	56.33	58.89	59.73	61.15	57.78	57.31	60.37	57.34	58.56
2033	70.20	58.52	58.42	61.36	58.84	60.58	61.73	56.11	59.80	59.63	54.87	57.20
2034	64.24	53.31	56.30	56.57	55.58	59.10	59.88	56.61	58.65	59.07	55.80	53.75
2035	65.01	53.58	56.34	56.81	55.63	59.12	60.44	57.14	59.39	59.23	56.59	53.76
2036	65.65	53.63	56.32	56.95	55.66	59.64	60.84	57.63	60.34	59.74	57.40	53.99
2037	66.34	53.80	56.30	57.18	55.65	60.14	61.29	58.16	61.32	59.92	57.86	53.84
2038	66.39	53.34	41.10	41.32	39.68	42.81	43.85	39.12	41.47	40.41	38.26	34.00
2039	41.07	32.84	34.33	36.38	36.36	41.16	41.64	39.43	42.18	40.82	38.37	34.09
2040	35.04	27.84	29.04	30.87	30.77	35.04	35.50	33.65	36.28	34.68	32.66	28.82
2041	35.46	27.89	29.04	30.97	30.78	35.31	35.78	33.95	36.42	34.85	32.82	28.74
2042	35.74	27.87	28.95	30.98	30.71	35.49	35.99	34.14	36.69	35.12	33.04	28.73
2043	36.05	27.89	28.91	31.04	30.68	35.70	36.23	34.39	37.10	35.33	33.24	28.70
2044	36.31	27.91	28.87	31.09	30.65	35.90	36.46	34.64	37.30	0.00	0.00	0.00

1.3 Contratos Vigentes de ENSA

Contratos de Potencia con Energía Asociada: A continuación, se muestra los Contratos de Suministro de Potencia con Energía asociada para ENSA.

Licitación	Generadora	Contrato	Fecha		Precio Potencia	Precio Energía
			Inicio	Final	(\$/KW-mes)	(\$/KWh)
EDEMET 01-08	HYDRO CAISÁN, S.A.	DME-010-08	01/07/2014	31/07/2024	31.62	0.0306
EDEMET 01-08	ELECTRO INVESTMENT	DME-011-08	01/10/2014	31/06/2026	15.00	0.069
LPI 02-10	ENEL FORTUNA S.A.	DME-016-11	01/01/2015	31/12/2029	6.55	0.0942
LPI 02-10	HIDROECOLÓGICA DEL TERIBE, S.A..	DME-018-11	01/01/2015	31/12/2029	8.50	0.1009
LPI 02-10	ENERGÍA Y SERVICIOS DE PANAMÁ, S.A.	DME-020-11	01/01/2015	31/12/2029	11.50	0.0912
LPI 02-10	GENERADORA PEDREGALITO, S.A.	DME-021-11	01/01/2015	31/12/2029	30.00	0.0542
LPI 02-10	CALDERA ENERGY CORP.	DME-022-11	01/01/2015	31/12/2029	25.00	0.0633
LPI 02-10	GENERADORA RIO CHICO, S.A.	DME-023-11	01/01/2015	31/12/2029	30.00	0.0542
LPI 02-10	GENERADORA ALTO VALLE, S.A.	DME-024-11	01/01/2015	31/12/2029	30.00	0.0542
LPI 02-10	DES. HIDRO. CORP.	DME-025-11	01/01/2018	30/11/2030	10.35	0.0965
LPI 02-10	HIDRO. SAN LORENZO	DME-026-11	01/01/2015	31/12/2029	15.00	0.0895
LPI 02-10	ELECTROGENERADORA DEL ISTMO, S.A.	DME-027-11	01/01/2015	31/12/2029	25.00	0.0633
LPI 01-12	AES PANAMA, S.A.	DME-062-12	01/01/2019	31/12/2030	10.00	0.0901
LPI 01-12	HIDRO PIEDRA, S.A.	DME-063-12	01/01/2016	31/12/2030	8.36	0.0940
LPI 01-12	CORPORACIÓN DE ENERGÍA DEL ISTMO, S.A.	DME-064-12	01/01/2016	31/12/2030	8.90	0.1000
LPI 01-12	SALTOS DEL FRANCOLÍ, S.A	DME-066-12	01/01/2019	31/12/2030	13.53	0.1000
LPI 06-12	COAL POWER, S.A.	DME-006-14	01/01/2026	12/31/2038	10.00	0.1004
LPI 01-13	GENERADORA GATÚN, S.A.	DME-010-13	01/10/2024	30/09/2044	18.89	0.0880
LPI 01-15	GAS NATURAL ATLÁNTICO, S. de R.L.	DME-004-15	01/09/2018	31/08/2028	38.83	0.0209

Los precios de Potencia y Energía indicados en la tabla son precios promedio del periodo de suministro.

Volumen de Potencia Firme en Contratos de Potencia Firme y Energía

N° Contrato	2024	2025	2026	2027	2028	2029	2030	2031	2032	2033	2034	2035	2036	2037	2038	2039	2040	2041	2042	2043	2044
DME-010-08	5.092	0.00	0.00	0.00	0.00	0.00	0.00	0.00	0.00	0.00	0.00	0.00	0.00	0.00	0.00	0.00	0.00	0.00	0.00	0.00	0.00
DME-011-08	10.35	4.60	4.60	0.00	0.00	0.00	0.00	0.00	0.00	0.00	0.00	0.00	0.00	0.00	0.00	0.00	0.00	0.00	0.00	0.00	0.00
DME-016-11	7.87298	7.87298	7.87298	7.87298	7.87298	7.87298	0.00	0.00	0.00	0.00	0.00	0.00	0.00	0.00	0.00	0.00	0.00	0.00	0.00	0.00	0.00
DME-018-11	2.667	2.667	2.667	2.667	2.667	2.667	0.00	0.00	0.00	0.00	0.00	0.00	0.00	0.00	0.00	0.00	0.00	0.00	0.00	0.00	0.00
DME-020-11	1.46152	1.46152	1.46152	1.46152	1.46152	1.46152	0.00	0.00	0.00	0.00	0.00	0.00	0.00	0.00	0.00	0.00	0.00	0.00	0.00	0.00	0.00
DME-021-11	1.05026	1.05026	1.05026	1.05026	1.05026	1.05026	0.00	0.00	0.00	0.00	0.00	0.00	0.00	0.00	0.00	0.00	0.00	0.00	0.00	0.00	0.00
DME-022-11	0.8001	0.8001	0.8001	0.8001	0.8001	0.8001	0.00	0.00	0.00	0.00	0.00	0.00	0.00	0.00	0.00	0.00	0.00	0.00	0.00	0.00	0.00
DME-023-11	0.64408	0.64408	0.64408	0.64408	0.64408	0.64408	0.00	0.00	0.00	0.00	0.00	0.00	0.00	0.00	0.00	0.00	0.00	0.00	0.00	0.00	0.00
DME-024-11	0.61288	0.61288	0.61288	0.61288	0.61288	0.61288	0.00	0.00	0.00	0.00	0.00	0.00	0.00	0.00	0.00	0.00	0.00	0.00	0.00	0.00	0.00
DME-025-11	0.50753	0.50753	0.50753	0.50753	0.50753	0.50753	0.50753	0.00	0.00	0.00	0.00	0.00	0.00	0.00	0.00	0.00	0.00	0.00	0.00	0.00	0.00
DME-026-11	0.35551	0.35551	0.35551	0.35551	0.35551	0.35551	0.00	0.00	0.00	0.00	0.00	0.00	0.00	0.00	0.00	0.00	0.00	0.00	0.00	0.00	0.00
DME-027-11	0.33338	0.33338	0.33338	0.33338	0.33338	0.33338	0.00	0.00	0.00	0.00	0.00	0.00	0.00	0.00	0.00	0.00	0.00	0.00	0.00	0.00	0.00
DME-062-12	115.50	115.50	115.50	115.50	115.50	115.50	115.50	0.00	0.00	0.00	0.00	0.00	0.00	0.00	0.00	0.00	0.00	0.00	0.00	0.00	0.00
DME-063-12	0.5894	0.5894	0.5894	0.5894	0.5894	0.5894	0.5894	0.00	0.00	0.00	0.00	0.00	0.00	0.00	0.00	0.00	0.00	0.00	0.00	0.00	0.00
DME-064-12	2.9073	2.9073	2.9073	2.9073	2.9073	2.9073	2.9073	0.00	0.00	0.00	0.00	0.00	0.00	0.00	0.00	0.00	0.00	0.00	0.00	0.00	0.00
DME-066-12	0.3042	0.3042	0.3042	0.3042	0.3042	0.3042	0.3042	0.00	0.00	0.00	0.00	0.00	0.00	0.00	0.00	0.00	0.00	0.00	0.00	0.00	0.00
DME-006-14	0.00	0.00	49.95	49.95	49.95	49.95	49.95	49.95	49.95	49.95	49.95	49.95	49.95	49.95	49.95	0.00	0.00	0.00	0.00	0.00	0.00
DME-010-13	160.00	160.00	160.00	160.00	220.00	220.00	220.00	220.00	220.00	220.00	220.00	220.00	220.00	220.00	220.00	220.00	220.00	220.00	220.00	220.00	220.00
DME-004-15	126.00	126.00	126.00	126.00	126.00	0.00	0.00	0.00	0.00	0.00	0.00	0.00	0.00	0.00	0.00	0.00	0.00	0.00	0.00	0.00	0.00

Potencia Máxima Contratada (MW)

Contratos de Solo Potencia

Licitación	Generadora	Contrato	Fecha		Precio Potencia (\$/KW-mes)
			Inicio	Final	
LPI 02-15	ALTERNEGY, S.A.	DME-005-15	01/04/2023	31/03/2039	30.00
LPI 01-22	AUTORIDAD DEL CANAL DE PANAMÁ	DME-014-23	01/04/2023	30/09/2024	7.50
LPI 01-22	GENERADORA DEL ATLÁNTICO, S.A.	DME-016-23	01/04/2023	28/02/2026	5.86
LPI 01-22	GENERADORA DEL ATLÁNTICO, S.A.	DME-017-23	01/09/2023	31/12/2025	7.85
LPI 01-22	PEDREGAL POWER COMPANY, S. DE R. L	DME-018-23	01/04/2023	30/11/2025	8.32
LPI 01-22	PAN-AM GENERATING LIMITED	DME-019-23	01/09/2023	31/12/2024	8.74
LPI 01-22	PAN-AM GENERATING LIMITED	DME-020-23	30/09/2023	30/09/2024	8.65
LPI 01-22	SPARKLE POWER, S.A.	DME-021-23	01/04/2023	28/02/2026	5.50
LPI 01-22	TROPITERMICA, S.A.	DME-022-23	01/04/2023	31/12/2025	8.24
LPI 01-23	CELSIA CENTROAMÉRICA, S.A.	DME-038-23	01/01/2024	31/12/2025	7.75
LPI 01-23	GENERADORA DEL ATLÁNTICO, S.A.	DME-039-23	01/01/2024	31/12/2025	6.49

Precio promedio de potencia del periodo del suministro

Volumen de Potencia Firme en Contratos de Solo Potencia

N° Contrato	2024	2025	2026	2027	2028	2029	2030	2031	2032	2033	2034	2035	2036	2037	2038	2039
DME-005-15	126.00	126.00	126.00	126	126	126	126	126	126	126	126	126	126	126	126	126
DME-014-23	31.50	-	-	-	-	-	-	-	-	-	-	-	-	-	-	-
DME-016-23	80	55.9	44.46	-	-	-	-	-	-	-	-	-	-	-	-	-
DME-017-23	28	8.6	-	-	-	-	-	-	-	-	-	-	-	-	-	-
DME-018-23	31.5	43	-	-	-	-	-	-	-	-	-	-	-	-	-	-
DME-019-23	53.55	-	-	-	-	-	-	-	-	-	-	-	-	-	-	-
DME-020-23	31.5	-	-	-	-	-	-	-	-	-	-	-	-	-	-	-
DME-021-23	36	38.7	40.5	-	-	-	-	-	-	-	-	-	-	-	-	-
DME-022-23	0	0.86	-	-	-	-	-	-	-	-	-	-	-	-	-	-
DME-038-23	48	48.00	-	-	-	-	-	-	-	-	-	-	-	-	-	-
DME-039-23	2	69.92	-	-	-	-	-	-	-	-	-	-	-	-	-	-

Potencia Máxima Contratada (MW)

Contratos de Solo Energía

Licitación	Generadora	Contrato	Fecha		Precio Energía (\$/KWh)
			Inicio	Final	
LPI 03-10	HIDROECOLÓGICA DEL TERIBE, S.A..	DME-047-11	01/01/2015	31/03/2025	0.1300
LPI 03-10	PASO ANCHO HYDRO POWER	DME-048-11	01/11/2018	30/06/2024	0.0999
LPI 05-11	UEP (PE NUEVO CHAGRES)	DME-008-12	01/07/2014	30/06/2029	0.0950
LPI 05-11	UEP (PE ROSA DE LOS VIENTOS)	DME-009-12	01/07/2014	30/06/2029	0.0980
LPI 05-11	UEP (PE PORTOBELO)	DME-010-12	01/07/2014	30/06/2029	0.1080
LPI 05-11	UEP (PE MARAÑON)	DME-011-12	01/07/2014	30/06/2029	0.1100
LPI 07-12	ISTMUS HYDRO POWER (HIDROELÉCTRICA TIZINGAL, S.A.)	DME-001-13	01/07/2016	31/12/2027	0.0960
LPI 07-12	CALDERA ENERGY CORP.	DME-002-13	01/05/2016	31/12/2027	0.1045
LPI 07-12	ELECTROGENERADORA DEL ISTMO, S.A..	DME-003-13	01/12/2015	31/12/2027	0.1063
LPI 07-12	FOUNTAIN INTERTRADE CORP	DME-004-13	01/07/2015	31/12/2027	0.1117
LPI 07-12	HIDROIBERICA, S.A..	DME-005-13	01/03/2013	31/12/2027	0.1170
LPI 07-12	**NAVITAS INTERNACIONAL, S.A.	DME-006-13	01/01/2017	31/12/2027	0.0897
LPI 07-12	HIDROECOLÓGICA DEL TERIBE, S.A..	DME-007-13	01/05/2015	31/12/2027	0.1179
LPI 02-13	GENERADORA ALTO VALLE, S.A..	DME-011-13	01/06/2016	31/12/2027	0.1148
LPI 02-13	CAFÉ DE ELETA, S.A..	DME-012-13	01/07/2013	31/12/2027	0.1283
LPI 02-13	EMPRESA NACIONAL DE ENERGÍA, S.A.	DME-013-13	01/01/2014	31/12/2027	0.1190
LPI 02-13	ENERGÍA Y SERVICIOS DE PANAMÁ, S.A..	DME-014-13	01/07/2013	31/12/2027	0.1308
LPI 02-13	FUERZA ELÉCTRICA DEL ISTMO, S.A..	DME-015-13	01/03/2016	31/12/2027	0.1021
LPI 02-13	HYDRO CAISÁN, S.A..	DME-016-13	01/06/2016	31/12/2027	0.1148
LPI 02-13	PASO ANCHO HYDRO POWER	DME-017-13	01/07/2024	31/12/2027	0.1220
LPI 02-13	GENERADORA PEDREGALITO, S.A..	DME-018-13	01/06/2016	31/12/2027	0.1144
LPI 02-13	GENERADORA RIO CHICO, S.A..	DME-019-13	01/06/2016	31/12/2027	0.1144
LPI 03-13	UEP (PE MARAÑON)	DME-001-14	01/07/2029	31/12/2033	0.0949
LPI 03-13	PARQUE EÓLICO TOABRE	DME-002-14	01/08/2023	31/07/2038	0.0950
LPI 03-13	UEP (PE PORTOBELO)	DME-003-14	01/07/2029	31/12/2033	0.0919
LPI 03-14	PANAMÁSOLAR2, S.A..	DME-002-15	01/09/2017	28/02/2038	0.0860
LPI 03-14	SOLPAC INVESTMENT, S.A..	DME-003-15	01/01/2021	31/12/2040	0.1048
LPI 02-15	ALTERNEGY, S.A.	DME-005-15	01/04/2023	31/03/2039	0.0268
LPI 01-22	CALDERA ENERGY	DME-001-23	01/09/2024	31/10/2024	0.085
LPI 01-22	EMPRESA NACIONAL DE ENERGÍA, S.A.	DME-002-23	01/07/2023	31/08/2025	0.0815
LPI 01-22	FOUNTAIN HYDRO POWER CORP.	DME-003-23	01/07/2023	30/06/2025	0.1000
LPI 01-22	GENA SOLAR, S.A.	DME-005-23	01/06/2025	30/06/2025	0.095
LPI 01-22	HIDRO BOQUERON, S. A	DME-006-23	01/06/2023	30/11/2025	0.0790
LPI 01-22	HIDROIBERICA, S.A.	DME-007-23	01/03/2023	30/11/2025	0.0803
LPI 01-22	HIDROECOLÓGICA DEL TERIBE, S.A..	DME-008-23	01/05/2024	30/06/2024	0.1179
LPI 01-22	IDEAL PANAMÁ, S.A.	DME-009-23	01/07/2023	30/11/2025	0.0811
LPI 01-22	ISTMUS HYDRO POWER S. de R.L.	DME-010-23	05/01/2024	06/30/2024	0.06242
LPI 01-22	LAS PERLAS NORTE, S. DE R. L.	DME-011-23	01/06/2024	31/08/2025	0.0990

LPI 01-22	LAS PERLAS SUR, S. DE R. L.	DME-012-23	01/05/2024	31/08/2025	0.0929
LPI 01-22	SOLAR BOQUERON, S.A.	DME-013-23	01/01/2023	30/11/2025	0.0785
LPI 01-23	CALDERA ENERGY CORP.	DME-023-23	01/01/2025	31/12/2025	0.0838
LPI 01-23	FOUNTAIN HYDRO POWER CORP.	DME-026-23	01/07/2025	31/08/2025	0.1350
LPI 01-23	PEDREGAL POWER COMPANY, S. DE R.L	DME-034-23	05/01/2024	06/30/2024	0.18625
LPI 01-23	SPARKLE POWER, S.A.	DME-035-23	01/11/2024	31/12/2025	0.1300
LPI 01-23	ELECTRON INVESTMENT, S.A.	DME-024-23	01/08/2024	31/12/2025	0.0900
LPI 01-23	EMPRESA NACIONAL DE ENERGÍA, S.A.	DME-025-23	01/05/2025	31/12/2025	0.0930
LPI 01-23	GENA SOLAR, S.A.	DME-028-23	01/01/2025	31/12/2025	0.0845
LPI 01-23	GENERADORA DEL ISTMO, S.A.	DME-027-23	01/08/2024	31/12/2025	0.0900
LPI 01-23	HIDRO PIEDRA, S.A.	DME-030-23	01/01/2024	31/12/2025	0.1142
LPI 01-23	HYDRO CAISÁN, S.A.	DME-029-23	01/09/2024	30/11/2025	0.0867
LPI 01-23	ISTMUS HYDRO POWER S. de R.L.	DME-031-23	01/07/2024	31/12/2025	0.1050
LPI 01-23	LAS PERLAS NORTE. S. de R.L.	DME-032-23	01/08/2024	31/12/2025	0.1025
LPI 01-23	LAS PERLAS SUR, S. DE R. L.	DME-033-23	01/07/2024	31/12/2025	0.1050
LPI 01-23	PEDREGAL POWER COMPANY, S. DE R.L	DME-034-23	01/05/2024	30/06/2024	0.1863
LPI 01-23	TECNISOL IV, S.A.	DME-036-23	01/02/2025	30/04/2025	0.1300
LPI 01-23	UEP PENONOMÉ II, S.A.	DME-037-23	01/01/2024	30/04/2025	0.1300

Precios Promedios de Energía

Total de Potencia Firme

Se incluye la potencia firme de los Contratos de Sólo Potencia y Contratos de Potencia y Energía Vigentes para los años 2024-2044

Cuadro No.5 Potencia Firme Contratada Mensual (MW)

Potencia Firme Contratada para ENSA (MW)

Años\Meses	Enero	Febrero	Marzo	Abril	Mayo	Junio	Julio	Agosto	Septiembre	Octubre	Noviembre	Diciembre
2024	559.95	532.40	530.50	679.40	694.91	675.66	678.86	675.01	672.86	728.11	728.21	737.05
2025	684.44	702.56	724.43	732.08	760.02	719.90	749.81	759.42	730.57	737.10	724.69	740.75
2026	681.95	680.51	600.95	600.95	602.16	602.16	597.56	597.56	597.56	597.56	597.56	597.56
2027	596.35	596.35	596.35	596.35	597.56	597.56	597.56	597.56	597.56	597.56	597.56	597.56
2028	596.35	596.35	596.35	596.35	597.56	597.56	597.56	657.56	531.56	531.56	531.56	531.56
2029	530.35	530.35	530.35	530.35	531.56	531.56	531.56	531.56	531.56	531.56	531.56	531.56
2030	515.76	515.76	515.76	515.76	515.76	515.76	515.76	515.76	515.76	515.76	515.76	515.25
2031	395.95	395.95	395.95	395.95	395.95	395.95	395.95	395.95	395.95	395.95	395.95	395.95
2032	395.95	395.95	395.95	395.95	395.95	395.95	395.95	395.95	395.95	395.95	395.95	395.95
2033	395.95	395.95	395.95	395.95	395.95	395.95	395.95	395.95	395.95	395.95	395.95	395.95
2034	395.95	395.95	395.95	395.95	395.95	395.95	395.95	395.95	395.95	395.95	395.95	395.95
2035	395.95	395.95	395.95	395.95	395.95	395.95	395.95	395.95	395.95	395.95	395.95	395.95
2036	395.95	395.95	395.95	395.95	395.95	395.95	395.95	395.95	395.95	395.95	395.95	395.95
2037	395.95	395.95	395.95	395.95	395.95	395.95	395.95	395.95	395.95	395.95	395.95	395.95
2038	395.95	395.95	395.95	395.95	395.95	395.95	395.95	395.95	395.95	395.95	395.95	395.95
2039	346.00	346.00	346.00	220.00	220.00	220.00	220.00	220.00	220.00	220.00	220.00	220.00
2040	220.00	220.00	220.00	220.00	220.00	220.00	220.00	220.00	220.00	220.00	220.00	220.00
2041	220.00	220.00	220.00	220.00	220.00	220.00	220.00	220.00	220.00	220.00	220.00	220.00
2042	220.00	220.00	220.00	220.00	220.00	220.00	220.00	220.00	220.00	220.00	220.00	220.00
2043	220.00	220.00	220.00	220.00	220.00	220.00	220.00	220.00	220.00	220.00	220.00	220.00
2044	220.00	220.00	220.00	220.00	220.00	220.00	220.00	220.00	220.00	0.00	0.00	0.00

Cuadro No. 6 Energía Contratada Mensual (GWh)

Energía Contratada para ENSA (GWh)

Años\Meses	Enero	Febrero	Marzo	Abril	Mayo	Junio	Julio	Agosto	Septiembre	Octubre	Noviembre	Diciembre
2024	148.93	141.30	155.71	151.45	154.07	153.72	151.93	157.67	158.48	247.34	233.61	246.76
2025	238.41	228.89	251.23	238.83	244.87	253.23	246.81	263.05	253.69	255.95	246.11	260.24
2026	248.12	239.03	260.03	244.64	245.31	233.03	233.85	235.89	230.76	232.59	230.98	249.73
2027	246.07	233.41	256.39	242.54	243.14	230.45	233.35	235.35	230.34	232.08	230.47	249.18
2028	242.62	239.60	254.91	240.19	239.54	221.72	225.27	252.93	190.69	191.20	190.27	211.40
2029	202.52	202.57	223.47	209.57	208.13	190.30	195.19	196.06	189.27	189.37	186.99	212.50
2030	204.49	195.04	206.38	200.95	201.39	187.60	191.30	191.08	187.53	184.45	182.19	203.34
2031	149.35	141.99	155.18	145.34	141.37	132.95	136.35	132.97	130.29	132.99	133.58	142.47
2032	146.30	147.28	150.12	138.31	144.36	132.97	136.37	135.76	131.31	133.01	133.60	150.91
2033	149.36	142.54	149.30	145.35	144.36	133.03	136.44	133.05	133.29	131.96	129.26	148.38
2034	140.61	134.26	146.14	138.30	139.60	130.76	133.22	133.05	130.37	130.39	129.25	142.55
2035	140.61	134.26	146.13	138.30	139.60	130.76	133.23	133.04	130.37	130.38	129.25	142.55
2036	140.61	138.88	146.12	138.30	139.60	130.76	133.22	133.04	130.37	130.37	129.25	142.55
2037	140.60	133.66	146.12	138.29	139.59	130.75	133.21	133.04	130.37	130.38	129.25	142.55
2038	140.60	134.26	145.00	137.44	138.83	130.02	132.51	129.60	126.53	127.02	124.05	133.09
2039	106.09	101.16	110.70	102.24	104.86	100.30	100.84	101.55	99.22	99.37	97.29	103.95
2040	101.37	99.90	104.96	102.24	104.85	100.30	100.84	101.55	99.23	99.37	97.29	103.95
2041	101.23	96.34	104.82	102.13	104.74	100.18	100.72	101.44	99.12	99.26	97.18	103.80
2042	101.23	96.34	104.82	102.13	104.74	100.18	100.72	101.44	99.12	99.26	97.18	103.80
2043	101.23	96.34	104.82	102.13	104.74	100.18	100.72	101.44	99.12	99.26	97.18	103.80
2044	101.23	99.78	104.82	102.13	104.74	100.18	100.72	101.44	99.12	0.00	0.00	0.00

2 Pronósticos de Demanda 2024-2044

La Proyección de Demanda utilizada es la correspondiente al Informe Indicativo de Demandas 2024-2044 adenda II aprobado por la Autoridad Nacional de los Servicios Públicos (ASEP) mediante resolución AN No. 19089-Elec del 27 de marzo de 2024.

2.1 Pronóstico de Demanda de EDEMET

Cuadro No. 7 Demanda Máxima de Generación (MW)

DMG anual EDEMET

Años\Meses	Ene	Feb	Mar	Abr	May	Jun	Jul	Ago	Sep	Oct	Nov	Dic	Max
2024	861.84	876.48	893.90	895.94	930.74	899.02	876.89	877.86	874.32	881.12	869.70	890.48	930.74
2025	877.93	892.30	923.81	913.49	954.86	905.60	888.78	882.61	887.46	897.67	881.79	908.61	954.86
2026	879.76	894.56	927.33	944.60	986.20	921.98	899.55	890.68	890.76	899.51	884.20	911.63	986.20
2027	884.44	917.96	938.87	967.66	1,013.43	946.31	914.60	902.97	901.12	908.04	892.45	920.43	1,013.43
2028	904.01	941.55	956.95	990.58	1,043.62	973.31	919.22	913.98	913.27	921.05	907.29	930.73	1,043.62
2029	924.25	967.30	982.82	1,017.71	1,075.86	994.86	944.45	937.94	937.70	946.19	931.09	957.64	1,075.86
2030	938.71	988.17	1,003.11	1,045.52	1,109.13	1,005.71	949.52	941.53	941.97	950.74	935.01	962.50	1,109.13
2031	951.95	1,009.22	1,020.45	1,074.62	1,143.44	1,030.18	965.15	956.76	956.29	964.78	949.03	976.75	1,143.44
2032	967.93	1,034.65	1,041.07	1,103.68	1,178.81	1,055.52	980.98	972.67	972.08	980.54	964.67	992.50	1,178.81
2033	985.17	1,059.34	1,062.44	1,132.78	1,214.62	1,079.97	995.93	988.30	987.97	996.76	980.81	1,008.65	1,214.62
2034	1,001.50	1,083.81	1,084.05	1,162.72	1,251.13	1,104.13	1,013.26	1,005.12	1,004.87	1,013.88	997.45	1,026.25	1,251.13
2035	1,017.30	1,108.31	1,105.05	1,193.59	1,288.91	1,129.57	1,029.61	1,021.12	1,020.86	1,030.00	1,013.26	1,042.59	1,288.91
2036	1,033.83	1,134.07	1,126.71	1,225.65	1,328.25	1,156.10	1,046.44	1,037.84	1,037.44	1,046.65	1,029.70	1,059.41	1,328.25
2037	1,051.00	1,160.78	1,149.22	1,258.28	1,368.62	1,183.18	1,063.60	1,054.96	1,054.58	1,063.94	1,046.74	1,076.87	1,368.62
2038	1,068.54	1,187.90	1,172.25	1,291.83	1,410.23	1,210.74	1,081.15	1,072.43	1,072.09	1,081.65	1,064.17	1,094.78	1,410.23
2039	1,086.27	1,215.68	1,195.79	1,326.50	1,453.28	1,239.00	1,099.26	1,090.32	1,089.98	1,099.70	1,081.89	1,113.09	1,453.28
2040	1,104.67	1,244.60	1,220.15	1,362.67	1,498.29	1,268.58	1,117.93	1,108.81	1,108.45	1,118.33	1,100.22	1,131.94	1,498.29
2041	1,123.08	1,273.87	1,244.63	1,399.33	1,544.15	1,298.43	1,136.54	1,127.29	1,126.91	1,136.94	1,118.54	1,150.77	1,544.15
2042	1,142.29	1,304.36	1,270.17	1,437.49	1,592.02	1,329.47	1,155.94	1,146.55	1,146.17	1,156.37	1,137.66	1,170.43	1,592.02
2043	1,162.08	1,335.84	1,296.53	1,477.07	1,641.77	1,361.55	1,175.96	1,166.41	1,166.03	1,176.42	1,157.38	1,190.73	1,641.77
2044	1,182.53	1,368.47	1,323.79	1,518.19	1,693.57	1,394.81	1,196.68	1,186.95	1,186.56	1,197.13	1,177.75	1,211.70	1,693.57

Cuadro No. 8 Energía Requerida en los Puntos de Entrega de EDEMET (GWh)

Pronósticos de Energía anual EDEMET (GWh)

Años\Meses	Enero	Febrero	Marzo	Abril	Mayo	Junio	Julio	Agosto	Septiembre	Octubre	Noviembre	Diciembre	Total
2024	377.46	350.64	400.92	397.22	423.33	389.60	396.08	398.92	379.97	382.06	367.28	397.52	4,661.01
2025	390.17	363.13	414.75	411.51	439.48	403.78	411.05	414.47	394.03	395.62	380.65	415.27	4,833.91
2026	401.55	373.07	425.89	424.31	454.40	417.74	426.34	430.05	408.04	410.34	395.48	431.75	4,998.96
2027	412.50	382.86	437.47	435.56	466.58	427.71	437.49	442.00	419.14	422.74	408.81	445.79	5,138.66
2028	424.29	392.94	448.95	447.57	478.35	439.33	448.98	454.22	430.46	435.30	420.68	459.75	5,280.82
2029	435.63	403.95	461.56	459.42	491.15	451.44	461.21	467.16	441.27	447.19	431.85	473.45	5,425.27
2030	447.93	414.93	474.43	472.27	505.07	463.79	473.93	479.89	452.24	458.31	442.38	487.29	5,572.48
2031	460.10	425.85	487.01	485.07	518.90	476.45	486.19	492.88	463.99	471.31	453.63	500.72	5,722.10
2032	471.67	437.49	500.48	498.47	533.12	489.40	499.40	505.72	474.63	484.64	463.82	515.26	5,874.10
2033	485.48	448.75	513.48	511.44	546.84	502.13	512.17	518.86	486.09	498.40	476.77	528.98	6,029.40
2034	498.32	460.70	527.29	525.11	561.50	515.57	525.70	532.69	498.05	511.88	490.85	541.71	6,189.39
2035	511.70	472.82	541.32	539.14	576.52	529.25	539.47	546.68	511.23	525.34	503.16	555.89	6,352.51
2036	524.06	485.37	555.82	553.63	592.01	543.44	553.69	561.17	524.07	539.82	516.37	570.76	6,520.21
2037	539.46	498.05	570.47	568.23	607.57	557.71	568.06	575.71	536.90	554.38	529.74	585.67	6,691.95
2038	553.77	511.09	585.54	583.25	623.60	572.41	582.84	590.78	550.35	569.35	543.90	600.85	6,867.73
2039	568.34	524.88	600.86	598.51	639.91	587.35	597.87	606.07	564.03	584.42	558.15	616.16	7,046.54
2040	582.91	538.75	616.76	614.37	656.85	602.86	613.47	621.93	578.32	600.06	572.70	632.25	7,231.22
2041	597.98	552.88	632.93	630.49	674.07	618.63	629.33	638.06	592.74	616.05	586.61	649.63	7,419.41
2042	614.62	568.36	649.37	646.88	691.57	634.66	645.47	654.45	607.40	632.29	601.60	666.43	7,613.09
2043	632.09	583.69	666.57	664.03	709.29	651.03	663.32	670.63	623.07	648.51	616.01	682.83	7,811.07
2044	647.53	600.71	685.61	682.01	729.17	670.19	681.53	685.71	640.46	663.68	629.94	697.42	8,013.95

2.2 Pronóstico de Demanda de EDECHI

Cuadro No. 9 Demanda Máxima de Generación (MW)

DMG anual EDECHI

Años\Meses	Enero	Febrero	Marzo	Abril	Mayo	Junio	Julio	Agosto	Septiembre	Octubre	Noviembre	Diciembre	Max
2024	180.20	190.11	194.77	195.53	197.21	192.55	192.50	199.59	200.60	199.98	197.35	201.80	201.80
2025	181.79	191.39	201.95	199.49	202.57	193.63	194.22	203.68	203.28	201.38	199.04	207.80	207.80
2026	182.96	194.46	205.75	203.55	209.07	196.36	196.67	208.29	206.53	204.23	201.36	213.19	213.19
2027	186.77	200.69	213.06	211.06	215.90	200.40	200.29	213.37	211.01	208.27	206.24	221.66	221.66
2028	189.44	205.73	218.87	217.74	222.69	203.59	205.98	217.72	213.49	212.08	209.61	227.34	227.34
2029	193.84	211.86	225.34	222.91	228.18	206.55	209.36	222.85	216.68	214.80	212.22	233.76	233.76
2030	196.10	215.87	231.27	227.21	234.18	206.54	209.94	224.62	216.95	214.84	212.30	237.33	237.33
2031	198.64	220.63	237.09	232.65	240.50	209.27	213.28	229.11	219.84	217.69	215.11	243.77	243.77
2032	201.86	226.17	243.80	238.83	247.23	212.15	219.21	233.74	222.82	220.69	218.17	250.62	250.62
2033	204.98	231.59	250.41	244.75	253.97	214.84	223.48	238.32	225.54	225.86	220.90	257.17	257.17
2034	208.10	236.99	257.08	250.40	260.57	219.27	227.48	243.00	228.34	229.05	223.54	263.95	263.95
2035	211.01	242.30	263.87	256.22	267.50	225.14	231.78	247.76	231.22	234.90	226.35	271.00	271.00
2036	214.18	248.02	270.99	262.51	274.78	229.13	236.46	252.72	234.23	239.20	229.31	278.34	278.34
2037	217.42	253.87	278.31	268.90	282.18	233.36	241.39	257.75	237.24	243.78	232.28	285.84	285.84
2038	220.67	259.80	285.77	275.36	289.74	237.87	246.11	262.86	240.25	248.70	237.19	293.48	293.48
2039	223.95	265.84	293.42	281.92	297.48	242.75	250.91	268.06	243.31	253.54	243.58	301.34	301.34
2040	227.36	272.14	301.42	288.82	305.60	247.84	255.99	273.49	246.53	258.85	247.94	309.57	309.57
2041	230.84	278.62	309.63	295.90	313.93	252.73	261.20	279.03	252.38	264.01	252.60	318.00	318.00
2042	234.50	285.38	318.22	303.29	322.64	257.92	266.64	284.81	257.70	269.46	257.72	326.82	326.82
2043	238.29	292.40	327.17	310.96	331.71	263.38	272.25	290.83	262.26	275.16	263.36	336.01	336.01
2044	242.25	299.74	336.53	318.98	341.20	269.11	278.12	297.11	268.03	281.11	269.23	345.63	345.63

Cuadro No. 10 Energía Requerida en los Puntos de Entrega de EDECHI (GWh)

Pronósticos de Energía anual EDECHI (GWh)

Años\Meses	Enero	Febrero	Marzo	Abril	Mayo	Junio	Julio	Agosto	Septiembre	Octubre	Noviembre	Diciembre	Total
2024	87.82	82.91	95.16	96.78	101.58	93.51	97.08	97.86	95.13	96.71	88.47	94.85	1,127.85
2025	91.76	86.51	98.86	100.13	105.77	97.32	101.16	101.40	98.30	100.16	91.37	98.02	1,170.77
2026	95.09	89.53	102.46	103.42	108.81	100.55	104.70	104.95	101.60	103.07	93.67	100.57	1,208.41
2027	97.78	92.20	105.70	106.54	112.28	103.79	107.57	107.76	104.21	105.82	96.14	103.45	1,243.25
2028	100.47	94.88	108.73	109.59	115.45	106.60	110.51	110.69	107.06	108.62	98.68	106.38	1,277.67
2029	103.11	97.37	111.58	112.55	118.68	109.60	113.57	113.61	109.98	111.60	101.46	109.44	1,312.55
2030	105.58	99.94	114.44	115.72	121.80	112.41	116.51	116.65	112.92	114.77	104.60	112.98	1,348.32
2031	108.09	102.50	117.27	118.61	124.88	115.44	119.77	120.16	116.38	118.31	107.53	116.20	1,385.15
2032	110.68	104.95	120.12	121.68	128.24	118.64	123.20	123.62	120.06	121.68	110.60	119.66	1,423.12
2033	113.23	107.50	123.20	124.92	131.63	121.85	126.80	127.34	123.78	125.08	113.57	123.37	1,462.25
2034	115.97	110.20	126.29	128.13	135.15	125.13	130.28	131.01	127.53	128.73	116.87	127.18	1,502.47
2035	119.01	113.24	129.72	131.67	138.88	128.52	134.00	134.86	130.77	132.39	120.01	130.61	1,543.68
2036	121.99	116.02	133.16	135.23	142.72	131.96	137.61	138.72	134.62	135.97	123.33	134.72	1,586.04
2037	125.13	118.93	136.72	139.09	146.55	135.52	141.51	142.78	138.54	139.90	126.38	138.55	1,629.59
2038	128.25	121.80	140.38	142.82	150.60	139.25	145.54	146.99	142.40	143.65	129.82	142.70	1,674.21
2039	131.40	124.81	143.99	146.58	154.58	142.91	149.47	151.10	146.71	147.91	133.70	146.92	1,720.08
2040	134.59	128.08	147.93	150.68	158.91	146.87	153.74	155.55	151.16	151.70	137.00	150.91	1,767.10
2041	138.27	131.37	151.95	154.88	163.32	150.92	158.09	160.09	155.62	155.77	140.38	154.74	1,815.40
2042	141.92	134.67	155.99	159.09	167.74	154.99	162.47	164.66	160.10	160.22	144.18	159.01	1,865.04
2043	145.44	138.07	160.15	163.41	172.32	159.19	166.99	169.36	164.73	164.61	148.25	163.31	1,915.84
2044	148.93	141.65	164.49	167.92	177.08	163.57	171.69	174.25	169.29	169.10	152.29	167.84	1,968.10

2.3 Pronóstico de Demanda de ENSA

Cuadro No. 11 Demanda Máxima de Generación (MW)

DMG anual ENSA

Años\Meses	Enero	Febrero	Marzo	Abril	Mayo	Junio	Julio	Agosto	Septiembre	Octubre	Noviembre	Diciembre	Max
2024	693.29	666.86	707.37	721.54	748.46	762.64	754.22	749.15	733.68	744.38	717.33	732.71	762.64
2025	711.89	687.34	726.30	740.46	768.09	776.82	768.28	763.10	747.33	758.27	730.70	746.33	776.82
2026	731.81	706.57	746.62	761.18	789.59	797.31	788.55	783.23	767.05	778.28	749.98	766.02	797.31
2027	752.15	726.21	767.37	782.33	811.53	821.31	812.28	806.80	790.13	801.70	772.55	789.07	821.31
2028	772.90	720.52	788.54	803.91	833.92	844.13	834.85	829.22	812.09	823.98	794.02	811.00	844.13
2029	794.06	766.68	810.14	825.93	856.76	868.77	859.22	853.42	835.79	848.03	817.20	834.67	868.77
2030	815.65	787.52	832.16	848.39	880.05	881.81	872.12	866.24	848.34	860.76	829.46	847.20	881.81
2031	837.66	808.78	854.62	871.28	903.80	906.23	896.27	890.23	871.83	884.60	852.44	870.66	906.23
2032	860.10	801.82	877.51	894.62	928.02	930.42	920.19	913.99	895.10	908.21	875.19	893.90	930.42
2033	882.97	852.52	900.85	918.41	952.69	954.69	944.20	937.83	918.45	931.90	898.02	917.22	954.69
2034	906.28	875.02	924.62	942.65	977.83	979.89	969.11	962.58	942.69	956.49	921.71	941.42	979.89
2035	930.01	897.93	948.84	967.34	1,003.44	1,005.55	994.50	987.79	967.38	981.54	945.85	966.08	1,005.55
2036	954.18	889.52	973.50	992.48	1,029.52	1,031.68	1,020.34	1,013.46	992.52	1,007.05	970.43	991.19	1,031.68
2037	978.79	945.03	998.60	1,018.07	1,056.08	1,058.29	1,046.66	1,039.60	1,018.12	1,033.02	995.46	1,016.75	1,058.29
2038	1,003.84	969.21	1,024.16	1,044.13	1,083.10	1,085.37	1,073.44	1,066.20	1,044.17	1,059.46	1,020.94	1,042.77	1,085.37
2039	1,029.33	993.82	1,050.16	1,070.64	1,110.60	1,112.93	1,100.70	1,093.28	1,070.68	1,086.36	1,046.86	1,069.25	1,112.93
2040	1,055.26	983.74	1,076.62	1,097.61	1,138.58	1,140.97	1,128.43	1,120.82	1,097.66	1,113.73	1,073.23	1,096.18	1,140.97
2041	1,081.63	1,044.32	1,103.52	1,125.04	1,167.04	1,169.49	1,156.63	1,148.83	1,125.09	1,141.56	1,100.05	1,123.58	1,169.49
2042	1,108.44	1,070.21	1,130.88	1,152.93	1,195.97	1,198.48	1,185.30	1,177.31	1,152.98	1,169.86	1,127.33	1,151.43	1,198.48
2043	1,135.70	1,096.53	1,158.69	1,181.29	1,225.38	1,227.95	1,214.46	1,206.26	1,181.34	1,198.63	1,155.05	1,179.75	1,227.95
2044	1,163.40	1,084.56	1,186.96	1,210.10	1,255.27	1,257.91	1,244.08	1,235.69	1,210.15	1,227.87	1,183.22	1,208.53	1,257.91

Cuadro No. 12 Energía Requerida en los Puntos de Entrega de ENSA (GWh)

Pronósticos de Energía anual ENSA (GWh)

Años\Meses	Enero	Febrero	Marzo	Abril	Mayo	Junio	Julio	Agosto	Septiembre	Octubre	Noviembre	Diciembre	Total
2024	293.32	269.43	309.77	311.53	331.41	317.65	315.61	315.72	302.12	306.98	289.60	315.97	3,679.12
2025	304.99	280.24	322.20	320.05	340.49	326.36	324.51	324.63	310.64	315.64	297.77	324.88	3,792.41
2026	313.53	288.09	331.22	329.01	350.03	335.50	333.60	333.72	319.33	324.48	306.11	333.98	3,898.60
2027	322.25	296.10	340.43	338.16	359.76	344.83	342.87	342.99	328.21	333.50	314.62	343.26	4,006.98
2028	331.14	304.27	349.83	347.49	369.69	354.35	352.34	352.46	337.27	342.70	323.30	352.74	4,117.57
2029	340.21	312.61	359.41	357.01	379.81	364.05	361.99	362.12	346.51	352.09	332.16	362.40	4,230.39
2030	349.47	321.11	369.19	366.72	390.15	373.96	371.84	371.97	355.94	361.67	341.19	372.26	4,345.46
2031	358.90	329.78	379.16	376.63	400.68	384.05	381.88	382.01	365.55	371.44	350.41	382.31	4,462.79
2032	368.52	338.62	389.32	386.72	411.42	394.35	392.11	392.25	375.34	381.39	359.80	392.55	4,582.39
2033	378.32	347.63	399.68	397.01	422.36	404.84	402.54	402.68	385.33	391.54	369.37	403.00	4,704.28
2034	388.31	356.80	410.23	407.49	433.51	415.52	413.17	413.31	395.50	401.87	379.12	413.64	4,828.48
2035	398.49	366.15	420.97	418.16	444.87	426.41	423.99	424.14	405.86	412.40	389.05	424.47	4,954.98
2036	408.85	375.67	431.92	429.04	456.44	437.50	435.02	435.17	416.42	423.12	399.17	435.51	5,083.81
2037	419.39	385.36	443.06	440.10	468.21	448.78	446.24	446.40	427.16	434.04	409.47	446.75	5,214.97
2038	430.13	395.23	454.41	451.37	480.20	460.27	457.67	457.83	438.09	445.15	419.95	458.18	5,348.48
2039	441.06	405.27	465.95	462.84	492.40	471.96	469.29	469.45	449.22	456.46	430.62	469.82	5,484.33
2040	452.17	415.48	477.69	474.50	504.80	483.86	481.12	481.28	460.54	467.96	441.47	481.66	5,622.53
2041	463.48	425.87	489.63	486.36	517.42	495.95	493.14	493.32	472.06	479.66	452.50	493.70	5,763.10
2042	474.97	436.43	501.78	498.42	530.26	508.25	505.37	505.55	483.76	491.56	463.73	505.94	5,906.02
2043	486.65	447.16	514.12	510.68	543.30	520.76	517.81	517.99	495.66	503.65	475.13	518.39	6,051.31
2044	498.53	458.08	526.66	523.15	556.56	533.46	530.44	530.63	507.76	515.94	486.73	531.04	6,198.96

3 Niveles de Contratación de Potencia y Energía

De acuerdo con la Potencia Firme contratada de cada Empresa Distribuidora (Cuadros No. 1, 3, 5) y el Pronóstico de Demanda Máxima de Generación (DMG) de cada Empresa Distribuidora (Cuadros No. 7, 9, 11) se obtienen los niveles de contratación de potencia actuales vs el porcentaje mínimo de contratación regulatorio

3.1 Niveles de contratación de Potencia

3.1.1 Nivel de contratación actual de EDEMET

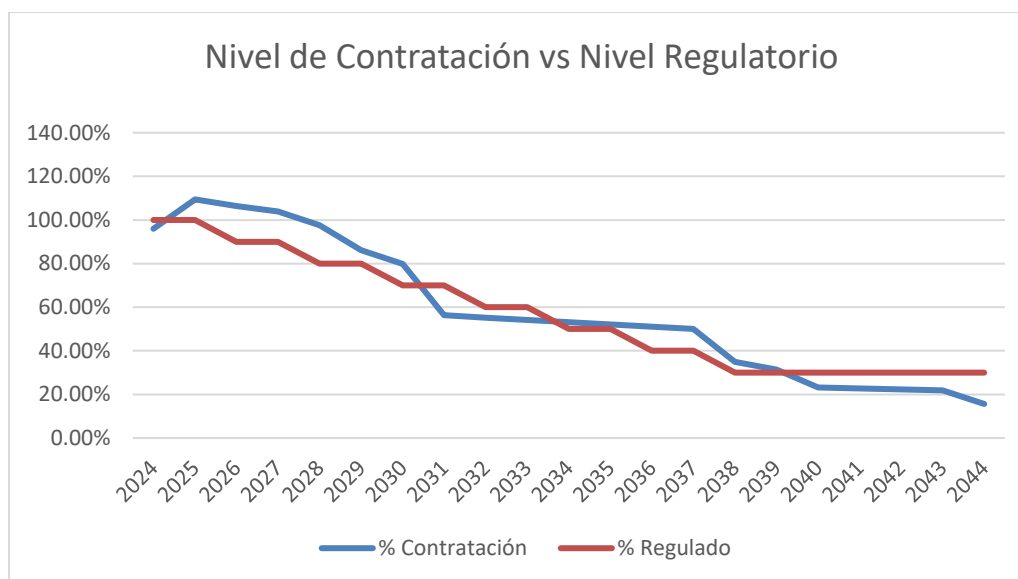
Cuadro No. 13 Niveles de Contratación de Potencia Actual vs Niveles de Contratación Regulatorio

Porcentaje de Contratación (%) EDEMET

Años\Meses	Enero	Febrero	Marzo	Abril	Mayo	Junio	Julio	Agosto	Septiembre	Octubre	Noviembre	Diciembre
2024	96.21%	96.49%	94.99%	91.88%	87.93%	93.05%	94.60%	95.48%	95.64%	101.77%	103.11%	100.70%
2025	112.05%	110.24%	106.48%	107.69%	103.34%	108.96%	111.02%	111.80%	111.18%	109.92%	111.90%	108.60%
2026	109.88%	108.06%	104.24%	102.33%	98.32%	105.17%	107.80%	108.87%	108.86%	107.80%	109.67%	106.37%
2027	109.30%	105.30%	102.96%	99.90%	95.68%	102.47%	104.34%	105.68%	105.90%	105.09%	106.93%	103.68%
2028	105.23%	101.03%	99.40%	96.03%	91.44%	98.04%	103.81%	112.61%	91.24%	90.47%	91.84%	89.53%
2029	89.83%	85.83%	84.48%	81.58%	77.45%	83.76%	88.23%	88.84%	88.86%	88.07%	89.49%	87.01%
2030	83.88%	79.68%	78.49%	74.67%	70.39%	77.63%	82.06%	82.76%	82.72%	81.96%	83.33%	80.82%
2031	58.93%	55.59%	54.98%	52.20%	49.06%	54.46%	58.13%	58.64%	58.66%	58.15%	59.11%	57.44%
2032	57.96%	54.22%	53.89%	50.83%	47.59%	53.15%	57.19%	57.68%	57.71%	57.21%	58.15%	56.52%
2033	56.94%	52.96%	52.80%	49.52%	46.19%	51.95%	56.33%	56.76%	56.78%	56.28%	57.20%	55.62%
2034	56.02%	51.76%	51.75%	48.25%	44.84%	50.81%	55.37%	55.81%	55.83%	55.33%	56.24%	54.67%
2035	55.15%	50.62%	50.77%	47.00%	43.53%	49.67%	54.49%	54.94%	54.95%	54.47%	55.37%	53.81%
2036	54.26%	49.47%	49.79%	45.77%	42.24%	48.53%	53.61%	54.05%	54.08%	53.60%	54.48%	52.95%
2037	53.38%	48.33%	48.82%	44.58%	40.99%	47.41%	52.75%	53.18%	53.20%	52.73%	53.59%	52.10%
2038	52.50%	47.23%	31.14%	28.25%	25.88%	30.15%	33.76%	34.03%	34.05%	33.74%	34.30%	33.34%
2039	33.60%	30.02%	30.52%	27.52%	25.12%	29.46%	33.20%	33.48%	33.49%	33.19%	33.74%	32.79%
2040	24.89%	22.10%	22.54%	20.18%	18.35%	21.68%	24.60%	24.80%	24.81%	24.59%	25.00%	24.29%
2041	24.49%	21.59%	22.09%	19.65%	17.81%	21.18%	24.20%	24.39%	24.40%	24.19%	24.59%	23.90%
2042	24.07%	21.08%	21.65%	19.13%	17.27%	20.68%	23.79%	23.99%	23.99%	23.78%	24.17%	23.50%
2043	23.66%	20.59%	21.21%	18.62%	16.75%	20.20%	23.39%	23.58%	23.58%	23.38%	23.76%	23.10%
2044	23.26%	20.10%	20.77%	18.11%	16.24%	19.72%	22.98%	23.17%	23.18%	0.00%	0.00%	0.00%

En el gráfico No. 1, se muestra el Porcentaje de Contratación actual de potencia firme vs el porcentaje de contratación regulatorio.

Gráfico No. 1 Nivel de Contratación de Potencia (%) 2024-2044



3.1.2 Nivel de Contratación Actual de EDECHI

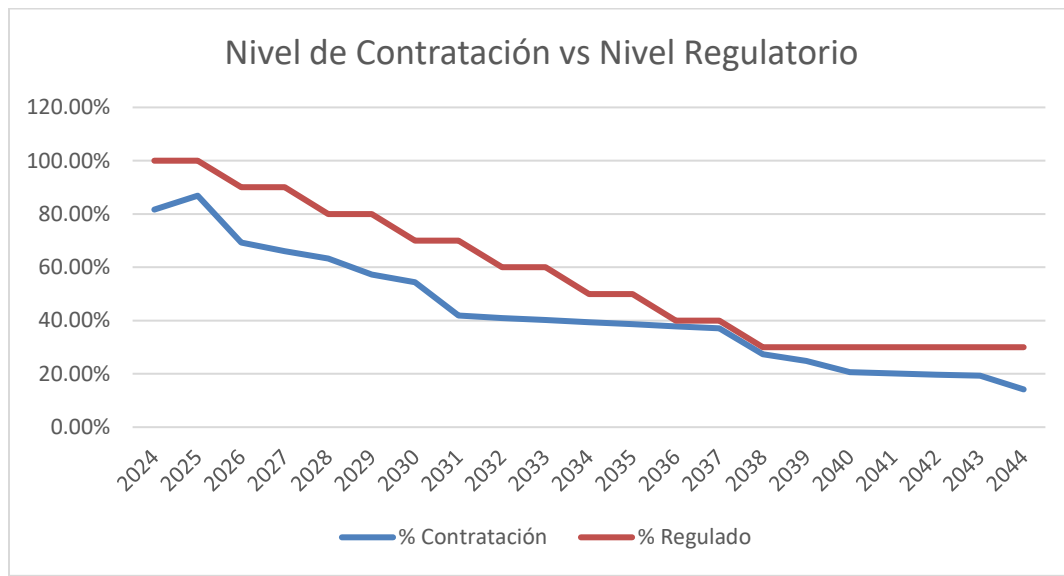
Cuadro No. 14 Niveles de Contratación de Potencia Actual vs Niveles de Contratación Regulatorio

Porcentaje de Contratación (%) EDECHI

Años\Meses	Enero	Febrero	Marzo	Abril	Mayo	Junio	Julio	Agosto	Septiembre	Octubre	Noviembre	Diciembre
2024	81.09%	82.63%	79.91%	81.13%	77.30%	79.77%	81.76%	76.45%	78.13%	87.48%	86.56%	87.71%
2025	88.09%	86.75%	91.19%	93.49%	86.43%	86.35%	87.16%	82.81%	83.89%	85.90%	84.11%	86.31%
2026	79.57%	81.78%	66.38%	67.10%	65.47%	69.71%	69.60%	65.72%	66.28%	67.02%	67.98%	64.21%
2027	73.13%	68.06%	64.10%	64.71%	63.40%	68.31%	68.34%	64.15%	64.87%	65.73%	66.37%	61.75%
2028	72.10%	66.39%	62.40%	62.73%	61.47%	67.23%	66.46%	69.76%	58.03%	58.42%	59.10%	54.49%
2029	63.76%	58.33%	54.84%	55.44%	54.29%	59.98%	59.17%	55.59%	57.17%	57.68%	58.38%	53.00%
2030	60.84%	55.26%	51.59%	52.21%	50.66%	57.44%	56.44%	52.75%	54.61%	55.15%	55.81%	49.87%
2031	46.84%	42.17%	39.25%	40.00%	38.69%	44.46%	43.63%	40.61%	42.33%	42.75%	43.26%	38.17%
2032	46.10%	41.14%	38.17%	38.96%	37.64%	43.86%	42.45%	39.81%	41.76%	42.16%	42.65%	37.13%
2033	45.39%	40.18%	37.16%	38.02%	36.64%	43.31%	41.64%	39.04%	41.26%	41.20%	42.12%	36.18%
2034	44.71%	39.26%	36.20%	37.16%	35.71%	42.44%	40.90%	38.29%	40.75%	40.62%	41.63%	35.25%
2035	44.10%	38.40%	35.26%	36.32%	34.78%	41.33%	40.15%	37.56%	40.24%	39.61%	41.11%	34.34%
2036	43.44%	37.52%	34.34%	35.45%	33.86%	40.61%	39.35%	36.82%	39.73%	38.90%	40.58%	33.43%
2037	42.80%	36.65%	33.43%	34.60%	32.98%	39.87%	38.55%	36.10%	39.22%	38.17%	40.06%	32.55%
2038	42.17%	35.82%	22.76%	23.62%	22.45%	27.35%	26.43%	24.75%	27.08%	26.16%	27.43%	22.16%
2039	29.05%	24.47%	22.17%	23.07%	21.87%	26.80%	25.93%	24.27%	26.74%	25.66%	26.71%	21.59%
2040	24.19%	20.21%	18.25%	19.04%	18.00%	22.19%	21.49%	20.11%	22.31%	21.25%	22.18%	17.77%
2041	23.83%	19.74%	17.76%	18.59%	17.52%	21.76%	21.06%	19.71%	21.79%	20.83%	21.77%	17.30%
2042	23.45%	19.27%	17.28%	18.13%	17.05%	21.32%	20.63%	19.31%	21.34%	20.41%	21.34%	16.83%
2043	23.08%	18.81%	16.81%	17.69%	16.58%	20.88%	20.20%	18.91%	20.97%	19.99%	20.88%	16.37%
2044	22.70%	18.35%	16.34%	17.24%	16.12%	20.44%	19.78%	18.51%	20.52%	0.00%	0.00%	0.00%

En el gráfico No. 2, se muestra el Porcentaje de Contratación actual de potencia firme vs el porcentaje de contratación regulatorio.

Gráfico No. 2 Nivel de Contratación de Potencia (%) 2024-2044



3.1.3 Nivel de Contratación Actual de ENSA

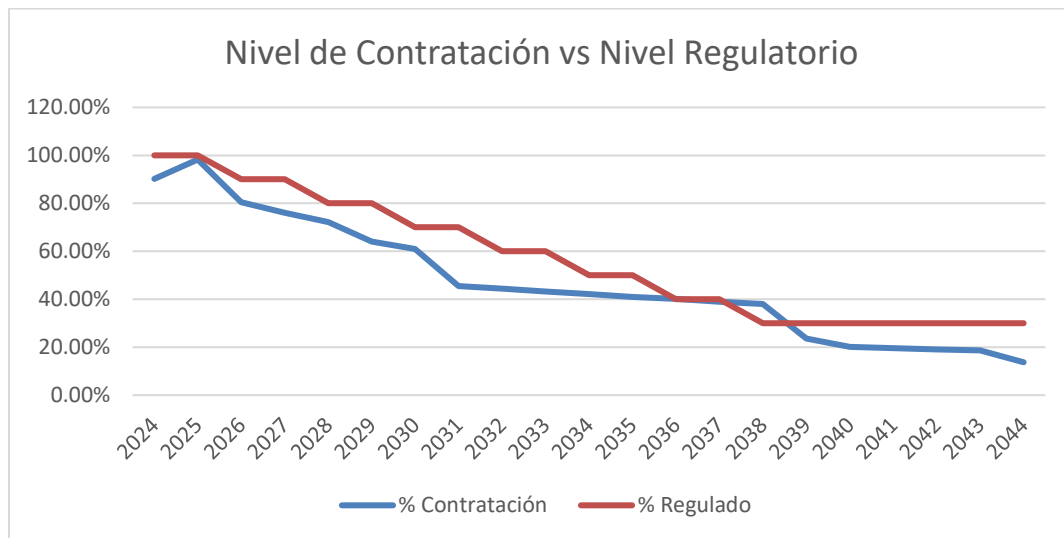
Cuadro No. 15 Niveles de Contratación de Potencia Actual vs Niveles de Contratación Regulatorio

Porcentaje de Contratación (%) ENSA

Años\Meses	Enero	Febrero	Marzo	Abril	Mayo	Junio	Julio	Agosto	Septiembre	Octubre	Noviembre	Diciembre
2024	80.77%	79.84%	75.00%	94.16%	92.84%	88.59%	90.01%	90.10%	91.71%	97.81%	101.52%	100.59%
2025	96.14%	102.21%	99.74%	98.87%	98.95%	92.67%	97.60%	99.52%	97.76%	97.21%	99.18%	99.25%
2026	93.19%	96.31%	80.49%	78.95%	76.26%	75.52%	75.78%	76.29%	77.90%	76.78%	79.68%	78.01%
2027	79.29%	82.12%	77.71%	76.23%	73.63%	72.76%	73.57%	74.06%	75.63%	74.54%	77.35%	75.73%
2028	77.16%	82.77%	75.63%	74.18%	71.66%	70.79%	71.58%	79.30%	65.46%	64.51%	66.94%	65.54%
2029	66.79%	69.17%	65.46%	64.21%	62.04%	61.19%	61.87%	62.29%	63.60%	62.68%	65.05%	63.68%
2030	63.23%	65.49%	61.98%	60.79%	58.61%	58.49%	59.14%	59.54%	60.80%	59.92%	62.18%	60.82%
2031	47.27%	48.96%	46.33%	45.44%	43.81%	43.69%	44.18%	44.48%	45.42%	44.76%	46.45%	45.48%
2032	46.04%	49.38%	45.12%	44.26%	42.67%	42.56%	43.03%	43.32%	44.24%	43.60%	45.24%	44.29%
2033	44.84%	46.44%	43.95%	43.11%	41.56%	41.47%	41.94%	42.22%	43.11%	42.49%	44.09%	43.17%
2034	43.69%	45.25%	42.82%	42.00%	40.49%	40.41%	40.86%	41.13%	42.00%	41.40%	42.96%	42.06%
2035	42.57%	44.10%	41.73%	40.93%	39.46%	39.38%	39.81%	40.08%	40.93%	40.34%	41.86%	40.99%
2036	41.50%	44.51%	40.67%	39.90%	38.46%	38.38%	38.81%	39.07%	39.89%	39.32%	40.80%	39.95%
2037	40.45%	41.90%	39.65%	38.89%	37.49%	37.41%	37.83%	38.09%	38.89%	38.33%	39.78%	38.94%
2038	39.44%	40.85%	38.66%	37.92%	36.56%	36.48%	36.89%	37.14%	37.92%	37.37%	38.78%	37.97%
2039	33.61%	34.82%	32.95%	20.55%	19.81%	19.77%	19.99%	20.12%	20.55%	20.25%	21.02%	20.58%
2040	20.85%	22.36%	20.43%	20.04%	19.32%	19.28%	19.50%	19.63%	20.04%	19.75%	20.50%	20.07%
2041	20.34%	21.07%	19.94%	19.55%	18.85%	18.81%	19.02%	19.15%	19.55%	19.27%	20.00%	19.58%
2042	19.85%	20.56%	19.45%	19.08%	18.40%	18.36%	18.56%	18.69%	19.08%	18.81%	19.52%	19.11%
2043	19.37%	20.06%	18.99%	18.62%	17.95%	17.92%	18.12%	18.24%	18.62%	18.35%	19.05%	18.65%
2044	18.91%	20.28%	18.53%	18.18%	17.53%	17.49%	17.68%	17.80%	18.18%	0.00%	0.00%	0.00%

En el gráfico No. 3, se muestra el Porcentaje de Contratación actual de potencia firme vs el porcentaje de contratación regulatorio.

Gráfico No. 3 Nivel de Contratación de Potencia (%) 2024-2044



3.2 Nivel de Contratación de Energía

De acuerdo con la proyección anual de Energía de los Contratos de cada Empresa Distribuidora (Cuadros No. 2, 4, 6) y el Pronóstico Anual de Energía Requerida de cada Empresa Distribuidora (Cuadros No. 8, 10, 12), se obtienen los niveles de contratación de Energía vs el porcentaje mínimo de contratación regulatorio.

Nivel de contratación actual de EDEMET

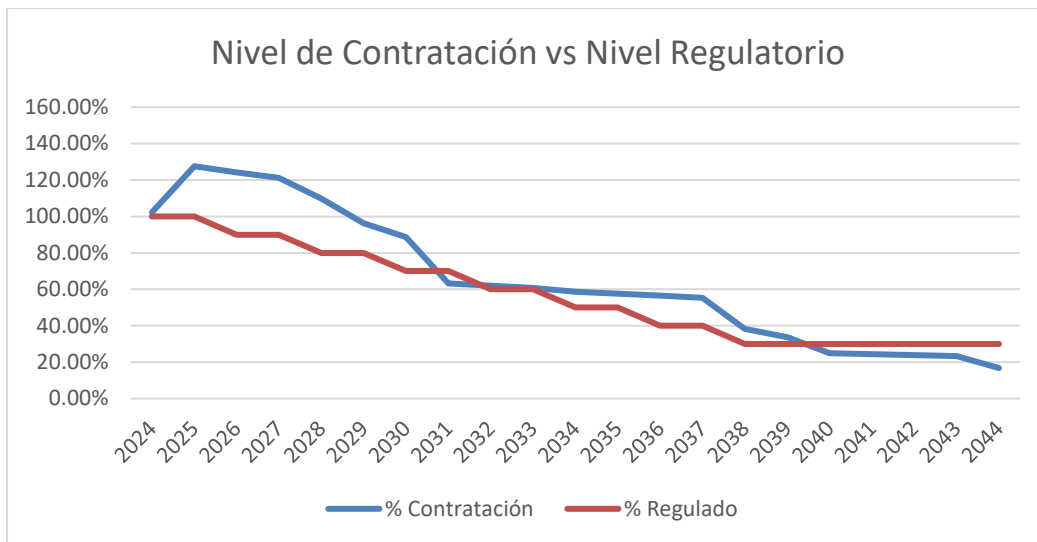
Cuadro No. 16 Niveles de Contratación de Energía Actual vs Niveles de Contratación Regulatorio

Porcentaje de Contratación EDEMET (%)

Años\Meses	Enero	Febrero	Marzo	Abril	Mayo	Junio	Julio	Agosto	Septiembre	Octubre	Noviembre	Diciembre
2024	100.68%	98.95%	98.16%	94.91%	88.69%	93.51%	95.88%	96.97%	98.39%	119.98%	121.53%	119.72%
2025	132.36%	131.77%	126.47%	124.95%	117.06%	124.91%	127.16%	129.15%	129.21%	128.24%	131.41%	128.00%
2026	129.66%	129.47%	124.00%	118.89%	111.47%	120.70%	123.60%	125.91%	126.60%	125.94%	128.98%	125.57%
2027	129.01%	124.18%	121.64%	116.06%	108.48%	117.60%	119.76%	122.37%	123.38%	122.94%	125.93%	122.57%
2028	122.34%	117.90%	117.16%	110.45%	101.66%	106.90%	113.90%	123.04%	99.92%	99.23%	102.24%	102.91%
2029	99.74%	101.22%	100.86%	94.74%	86.53%	90.78%	96.40%	97.09%	96.66%	95.68%	97.76%	98.11%
2030	95.58%	91.02%	87.96%	84.03%	78.02%	84.71%	90.03%	90.55%	90.97%	89.11%	91.14%	90.45%
2031	68.72%	65.03%	64.01%	59.80%	54.39%	59.80%	64.30%	63.95%	64.21%	64.31%	66.35%	64.19%
2032	66.81%	63.43%	61.59%	56.59%	53.40%	58.36%	63.26%	63.57%	63.44%	63.27%	65.28%	65.20%
2033	66.40%	61.85%	60.17%	56.73%	51.82%	57.04%	62.31%	61.91%	62.95%	61.93%	62.99%	63.54%
2034	63.17%	58.52%	58.27%	53.71%	49.36%	55.31%	60.50%	60.87%	61.10%	60.45%	61.94%	61.08%
2035	62.19%	57.23%	57.16%	52.32%	47.91%	54.06%	59.54%	59.91%	60.14%	59.50%	60.97%	60.13%
2036	61.19%	55.93%	56.06%	50.95%	46.49%	52.82%	58.58%	58.95%	59.18%	58.56%	60.00%	59.17%
2037	60.19%	54.56%	54.96%	49.63%	45.12%	51.61%	57.63%	57.99%	58.22%	57.36%	58.73%	57.86%
2038	58.84%	53.01%	35.60%	31.78%	28.67%	32.85%	36.99%	36.59%	36.60%	36.27%	36.87%	35.85%
2039	36.13%	32.28%	32.82%	29.58%	27.00%	31.67%	35.69%	35.99%	36.00%	35.68%	36.27%	35.26%
2040	26.78%	23.77%	24.24%	21.71%	19.74%	23.31%	26.45%	26.67%	26.68%	26.44%	26.88%	26.13%
2041	26.34%	23.22%	23.77%	21.14%	19.15%	22.77%	26.02%	26.24%	26.20%	25.97%	26.40%	25.66%
2042	25.85%	22.64%	23.25%	20.54%	18.55%	22.21%	25.55%	25.76%	25.76%	25.54%	25.96%	25.23%
2043	25.41%	22.11%	22.78%	19.99%	17.99%	21.69%	25.11%	25.32%	25.32%	25.10%	25.51%	24.80%
2044	24.97%	21.58%	22.31%	19.45%	17.44%	21.17%	24.68%	24.88%	24.89%	0.00%	0.00%	0.00%

En el gráfico No. 4, se muestra el Porcentaje de Contratación actual de energía vs el porcentaje de contratación regulatorio.

Gráfico No. 4 Nivel de Contratación de Energía (%) 2024-2044



3.2.1 Nivel de Contratación Actual de EDECHI

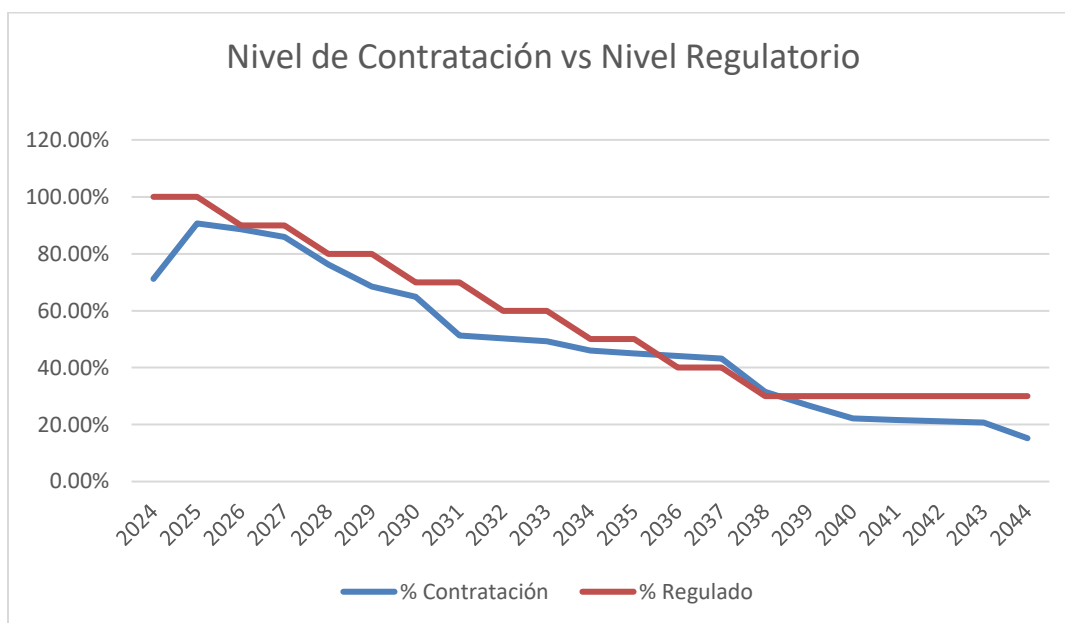
Cuadro No. 17 Niveles de Contratación de Energía Actual vs Niveles de Contratación Regulatorio

Porcentaje de Contratación EDECHI (%)

Años\Meses	Enero	Febrero	Marzo	Abril	Mayo	Junio	Julio	Agosto	Septiembre	Octubre	Noviembre	Diciembre
2024	72.89%	68.32%	69.03%	63.57%	62.00%	65.13%	63.63%	64.57%	65.87%	86.20%	86.34%	86.29%
2025	102.31%	98.84%	93.25%	90.47%	84.52%	88.18%	88.20%	86.51%	87.24%	89.10%	90.92%	88.33%
2026	100.72%	96.60%	90.81%	86.59%	80.39%	86.95%	86.92%	84.61%	85.76%	87.85%	89.87%	86.10%
2027	98.72%	90.92%	86.58%	83.51%	77.86%	85.20%	85.34%	82.58%	84.04%	86.15%	87.75%	82.81%
2028	94.24%	86.61%	83.47%	79.15%	72.31%	75.04%	75.31%	78.68%	65.52%	66.24%	69.13%	68.78%
2029	76.39%	77.59%	74.88%	71.05%	64.45%	66.18%	67.11%	63.90%	63.75%	64.35%	65.90%	66.63%
2030	79.19%	71.40%	63.54%	65.01%	60.22%	65.02%	64.84%	60.80%	62.96%	61.64%	63.14%	60.94%
2031	63.98%	57.08%	53.33%	51.68%	45.54%	51.04%	51.02%	45.84%	47.77%	50.29%	52.58%	45.76%
2032	60.92%	55.92%	49.15%	46.29%	45.92%	50.35%	49.63%	46.74%	47.73%	49.61%	51.84%	48.94%
2033	62.00%	54.44%	47.42%	49.12%	44.70%	49.72%	48.68%	44.06%	48.31%	47.67%	48.32%	46.36%
2034	55.39%	48.38%	44.58%	44.15%	41.12%	47.23%	45.96%	43.21%	45.99%	45.88%	47.74%	42.26%
2035	54.62%	47.32%	43.43%	43.15%	40.06%	46.00%	45.11%	42.37%	45.41%	44.74%	47.15%	41.16%
2036	53.81%	46.23%	42.29%	42.11%	39.00%	45.20%	44.21%	41.54%	44.83%	43.93%	46.54%	40.08%
2037	53.01%	45.23%	41.18%	41.11%	37.97%	44.38%	43.31%	40.73%	44.26%	42.83%	45.78%	38.86%
2038	51.77%	43.79%	29.28%	28.93%	26.35%	30.74%	30.13%	26.61%	29.12%	28.13%	29.47%	23.82%
2039	31.25%	26.31%	23.84%	24.82%	23.52%	28.80%	27.86%	26.10%	28.75%	27.60%	28.70%	23.20%
2040	26.04%	21.74%	19.63%	20.49%	19.36%	23.86%	23.09%	21.63%	24.00%	22.86%	23.84%	19.10%
2041	25.64%	21.23%	19.11%	20.00%	18.85%	23.39%	22.63%	21.21%	23.40%	22.37%	23.38%	18.57%
2042	25.19%	20.69%	18.56%	19.47%	18.30%	22.90%	22.15%	20.74%	22.92%	21.92%	22.92%	18.07%
2043	24.78%	20.20%	18.05%	18.99%	17.80%	22.42%	21.69%	20.31%	22.52%	21.46%	22.43%	17.58%
2044	24.38%	19.70%	17.55%	18.51%	17.31%	21.95%	21.24%	19.88%	22.03%	0.00%	0.00%	0.00%

En el gráfico No. 5, se muestra el Porcentaje de Contratación actual de energía vs el porcentaje de contratación regulatorio.

Gráfico No. 5 Nivel de Contratación de Energía (%) 2024-2044



3.2.2 Nivel de Contratación Actual de ENSA

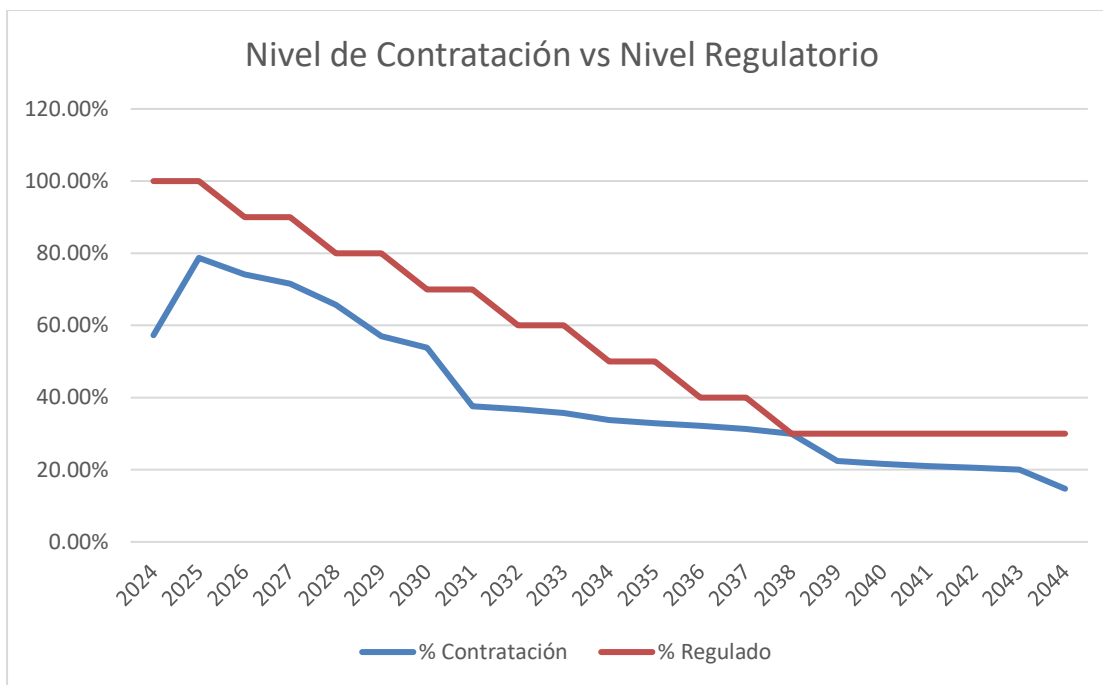
Cuadro No. 18 Niveles de Contratación de Energía Actual vs Niveles de Contratación Regulatorio

Porcentaje de Contratación ENSA (%)

Años\Meses	Enero	Febrero	Marzo	Abril	Mayo	Junio	Julio	Agosto	Septiembre	Octubre	Noviembre	Diciembre
2024	50.78%	52.45%	50.27%	48.61%	46.49%	48.39%	48.14%	49.94%	52.46%	80.57%	80.67%	78.10%
2025	78.17%	81.68%	77.97%	74.62%	71.92%	77.59%	76.05%	81.03%	81.67%	81.09%	82.65%	80.10%
2026	79.14%	82.97%	78.51%	74.36%	70.08%	69.46%	70.10%	70.68%	72.26%	71.68%	75.46%	74.77%
2027	76.36%	78.83%	75.31%	71.72%	67.58%	66.83%	68.06%	68.62%	70.18%	69.59%	73.25%	72.59%
2028	73.27%	78.75%	72.87%	69.12%	64.80%	62.57%	63.94%	71.76%	56.54%	55.79%	58.85%	59.93%
2029	59.53%	64.80%	62.18%	58.70%	54.80%	52.27%	53.92%	54.14%	54.62%	53.78%	56.29%	58.64%
2030	58.51%	60.74%	55.90%	54.80%	51.62%	50.17%	51.45%	51.37%	52.69%	51.00%	53.40%	54.62%
2031	41.61%	43.06%	40.93%	38.59%	35.28%	34.62%	35.71%	34.81%	35.64%	35.80%	38.12%	37.27%
2032	39.70%	43.49%	38.56%	35.76%	35.09%	33.72%	34.78%	34.61%	34.98%	34.87%	37.13%	38.44%
2033	39.48%	41.00%	37.36%	36.61%	34.18%	32.86%	33.89%	33.04%	34.59%	33.70%	34.99%	36.82%
2034	36.21%	37.63%	35.62%	33.94%	32.20%	31.47%	32.24%	32.19%	32.96%	32.44%	34.09%	34.46%
2035	35.29%	36.67%	34.71%	33.07%	31.38%	30.66%	31.42%	31.37%	32.12%	31.62%	33.22%	33.58%
2036	34.39%	36.97%	33.83%	32.24%	30.58%	29.89%	30.62%	30.57%	31.31%	30.81%	32.38%	32.73%
2037	33.52%	34.68%	32.98%	31.42%	29.81%	29.14%	29.85%	29.80%	30.52%	30.04%	31.56%	31.91%
2038	32.69%	33.97%	31.91%	30.45%	28.91%	28.25%	28.95%	28.31%	28.88%	28.54%	29.54%	29.05%
2039	24.05%	24.96%	23.76%	22.09%	21.30%	21.25%	21.49%	21.63%	22.09%	21.77%	22.59%	22.12%
2040	22.42%	24.04%	21.97%	21.55%	20.77%	20.73%	20.96%	21.10%	21.55%	21.24%	22.04%	21.58%
2041	21.84%	22.62%	21.41%	21.00%	20.24%	20.20%	20.42%	20.56%	21.00%	20.69%	21.47%	21.03%
2042	21.31%	22.07%	20.89%	20.49%	19.75%	19.71%	19.93%	20.07%	20.49%	20.19%	20.96%	20.52%
2043	20.80%	21.54%	20.39%	20.00%	19.28%	19.24%	19.45%	19.58%	20.00%	19.71%	20.45%	20.02%
2044	20.31%	21.78%	19.90%	19.52%	18.82%	18.78%	18.99%	19.12%	19.52%	0.00%	0.00%	0.00%

En el gráfico No. 6, se muestra el Porcentaje de Contratación actual de energía vs el porcentaje de contratación regulatorio.

Gráfico No. 6 Nivel de Contratación de Energía (%) 2024-2044



4 Requerimientos de Potencia y Energía

Los requerimientos de contratación tanto de potencia como de energía se determinan de acuerdo con lo establecido en la “Metodología para el Cálculo de los Requerimientos de Potencia y Energía por Contratar para las Empresas Distribuidoras”, aprobado mediante la resolución AN No 3885-Elec del 8 de octubre de 2010.

4.1 Requerimientos de Potencia Firme de EDEMET

Cuadro No.19 Requerimientos de Potencia Firme (MW)

REQUERIMIENTO EDEMET (MW)													
Años\Meses	Enero	Febrero	Marzo	Abril	Mayo	Junio	Julio	Agosto	Septiembre	Octubre	Noviembre	Diciembre	Max
2024	32.70	30.74	44.80	72.75	112.32	62.50	47.37	39.70	38.15	0.00	0.00	0.00	112.32
2025	0.00	0.00	0.00	0.00	0.00	0.00	0.00	0.00	0.00	0.00	0.00	0.00	0.00
2026	0.00	0.00	0.00	0.00	16.53	0.00	0.00	0.00	0.00	0.00	0.00	0.00	16.53
2027	0.00	0.00	0.00	1.01	43.76	0.00	0.00	0.00	0.00	0.00	0.00	0.00	43.76
2028	0.00	0.00	5.71	39.34	89.35	19.04	0.00	0.00	80.00	87.78	74.02	97.45	97.45
2029	94.00	137.06	152.57	187.46	242.58	161.59	111.18	104.67	104.43	112.92	97.81	124.37	242.58
2030	151.33	200.80	215.73	264.81	328.42	225.00	170.34	162.35	162.79	171.56	155.83	184.59	328.42
2031	390.95	448.22	459.45	513.62	582.44	469.18	404.15	395.76	395.29	403.78	388.03	415.75	582.44
2032	406.93	473.65	480.07	542.68	617.81	494.52	419.98	411.67	411.08	419.54	403.67	431.50	617.81
2033	424.17	498.34	501.44	571.78	653.62	518.97	434.93	427.30	426.97	435.76	419.81	447.65	653.62
2034	440.50	522.81	523.05	601.72	690.13	543.13	452.26	444.12	443.87	452.88	436.45	465.25	690.13
2035	456.30	547.31	544.05	632.59	727.91	568.57	468.61	460.12	459.86	469.00	452.26	481.59	727.91
2036	472.83	573.07	565.71	664.65	767.25	595.10	485.44	476.84	476.44	485.65	468.70	498.41	767.25
2037	490.00	599.78	588.22	697.28	807.62	622.18	502.60	493.96	493.58	502.94	485.74	515.87	807.62
2038	507.54	626.90	807.25	926.83	1,045.23	845.74	716.15	707.43	707.09	716.65	699.17	729.78	1,045.23
2039	721.27	850.68	830.79	961.50	1,088.28	874.00	734.26	725.32	724.98	734.70	716.89	748.09	1,088.28
2040	829.67	969.60	945.15	1,087.67	1,223.29	993.58	842.93	833.81	833.45	843.33	825.22	856.94	1,223.29
2041	848.08	998.87	969.63	1,124.33	1,269.15	1,023.43	861.54	852.29	851.91	861.94	843.54	875.77	1,269.15
2042	867.29	1,029.36	995.17	1,162.49	1,317.02	1,054.47	880.94	871.55	871.17	881.37	862.66	895.43	1,317.02
2043	887.08	1,060.84	1,021.53	1,202.07	1,366.77	1,086.55	900.96	891.41	891.03	901.42	882.38	915.73	1,366.77
2044	907.53	1,093.47	1,048.79	1,243.19	1,418.57	1,119.81	921.68	911.95	911.56	1,197.13	1,177.75	1,211.70	1,418.57

4.2 Requerimientos de Potencia Firme de EDECHI

Cuadro No.20 Requerimientos de Potencia Firme (MW)

REQUERIMIENTO EDECHI (MW)

Años\Meses	Enero	Febrero	Marzo	Abril	Mayo	Junio	Julio	Agosto	Septiembre	Octubre	Noviembre	Diciembre	Max
2024	34.07	33.02	39.14	36.90	44.77	38.96	35.11	47.00	43.87	25.04	26.52	24.81	47.00
2025	21.65	25.36	17.79	12.99	27.49	26.43	24.94	35.00	32.75	28.39	31.64	28.45	35.00
2026	37.38	35.44	69.17	66.96	72.19	59.48	59.78	71.40	69.64	67.35	64.47	76.30	76.30
2027	50.18	64.11	76.48	74.48	79.01	63.51	63.40	76.49	74.13	71.38	69.35	84.78	84.78
2028	52.85	69.15	82.29	81.16	85.80	66.71	69.09	65.83	89.60	88.19	85.72	103.45	103.45
2029	70.26	88.28	101.76	99.33	104.29	82.66	85.48	98.97	92.79	90.91	88.33	109.88	109.88
2030	76.79	96.57	111.97	108.58	115.55	87.90	91.45	106.13	98.47	96.36	93.82	118.98	118.98
2031	105.59	127.58	144.04	139.60	147.45	116.22	120.23	136.06	126.79	124.64	122.06	150.72	150.72
2032	108.81	133.12	150.75	145.78	154.18	119.10	126.16	140.69	129.77	127.64	125.12	157.57	157.57
2033	111.93	138.54	157.36	151.70	160.92	121.79	130.43	145.27	132.49	132.81	127.85	164.12	164.12
2034	115.05	143.94	164.03	157.35	167.52	126.22	134.43	149.95	135.29	136.00	130.49	170.90	170.90
2035	117.96	149.25	170.82	163.17	174.45	132.09	138.73	154.71	138.17	141.85	133.30	177.95	177.95
2036	121.13	154.97	177.94	169.46	181.73	136.08	143.41	159.67	141.18	146.15	136.26	185.29	185.29
2037	124.37	160.82	185.26	175.85	189.13	140.31	148.34	164.70	144.19	150.73	139.23	192.79	192.79
2038	127.62	166.75	220.72	210.31	224.69	172.82	181.06	197.81	175.20	183.65	172.14	228.43	228.43
2039	158.90	200.79	228.37	216.87	232.43	177.70	185.86	203.01	178.26	188.49	178.53	236.29	236.29
2040	172.36	217.14	246.42	233.82	250.60	192.84	200.99	218.49	191.53	203.85	192.94	254.57	254.57
2041	175.84	223.62	254.63	240.90	258.93	197.73	206.20	224.03	197.38	209.01	197.60	263.00	263.00
2042	179.50	230.38	263.22	248.29	267.64	202.92	211.64	229.81	202.70	214.46	202.72	271.82	271.82
2043	183.29	237.40	272.17	255.96	276.71	208.38	217.25	235.83	207.26	220.16	208.36	281.01	281.01
2044	187.25	244.74	281.53	263.98	286.20	214.11	223.12	242.11	213.03	281.11	269.23	345.63	345.63

4.3 Requerimientos de Potencia Firme de ENSA

Cuadro No.21 Requerimientos de Potencia Firme (MW)

REQUERIMIENTO ENSA (MW)													
Años\Meses	Enero	Febrero	Marzo	Abril	Mayo	Junio	Julio	Agosto	Septiembre	Octubre	Noviembre	Diciembre	Max
2024	133.35	134.47	176.88	42.14	53.55	86.98	75.37	74.14	60.82	16.28	0.00	0.00	176.88
2025	27.45	0.00	1.87	8.38	8.08	56.92	18.47	3.68	16.77	21.18	6.02	5.58	56.92
2026	49.87	26.07	145.68	160.23	187.43	195.16	190.99	185.68	169.49	180.72	152.43	168.46	195.16
2027	155.80	129.86	171.03	185.98	213.97	223.75	214.72	209.25	192.58	204.14	175.00	191.52	223.75
2028	176.55	124.18	192.19	207.57	236.36	246.57	237.29	171.67	280.53	292.42	262.46	279.44	292.42
2029	263.72	236.33	279.79	295.58	325.20	337.21	327.66	321.87	304.23	316.47	285.64	303.11	337.21
2030	299.89	271.76	316.40	332.63	364.29	366.05	356.36	350.48	332.58	345.00	313.71	331.95	366.05
2031	441.71	412.83	458.67	475.33	507.85	510.28	500.32	494.28	475.88	488.65	456.49	474.71	510.28
2032	464.15	405.87	481.56	498.67	532.07	534.47	524.24	518.04	499.15	512.26	479.24	497.95	534.47
2033	487.02	456.57	504.90	522.46	556.74	558.74	548.25	541.88	522.50	535.95	502.07	521.27	558.74
2034	510.33	479.07	528.67	546.70	581.88	583.94	573.16	566.63	546.74	560.54	525.76	545.47	583.94
2035	534.06	501.98	552.89	571.39	607.49	609.60	598.55	591.84	571.43	585.59	549.90	570.13	609.60
2036	558.23	493.57	577.55	596.53	633.57	635.73	624.39	617.51	596.57	611.10	574.48	595.24	635.73
2037	582.84	549.08	602.65	622.12	660.13	662.34	650.71	643.65	622.17	637.07	599.51	620.80	662.34
2038	607.89	573.26	628.21	648.18	687.15	689.42	677.49	670.25	648.22	663.51	624.99	646.82	689.42
2039	683.33	647.82	704.16	850.64	890.60	892.93	880.70	873.28	850.68	866.36	826.86	849.25	892.93
2040	835.26	763.74	856.62	877.61	918.58	920.97	908.43	900.82	877.66	893.73	853.23	876.18	920.97
2041	861.63	824.32	883.52	905.04	947.04	949.49	936.63	928.83	905.09	921.56	880.05	903.58	949.49
2042	888.44	850.21	910.88	932.93	975.97	978.48	965.30	957.31	932.98	949.86	907.33	931.43	978.48
2043	915.70	876.53	938.69	961.29	1,005.38	1,007.95	994.46	986.26	961.34	978.63	935.05	959.75	1,007.95
2044	943.40	864.56	966.96	990.10	1,035.27	1,037.91	1,024.08	1,015.69	990.15	1,227.87	1,183.22	1,208.53	1,227.87

4.4 Requerimientos de Energía de EDEMET

Cuadro No. 22 Requerimientos de Energía (GWh)

REQUERIMIENTO EDEMET (GWh)

Años\Meses	Enero	Febrero	Marzo	Abril	Mayo	Junio	Julio	Agosto	Septiembre	Octubre	Noviembre	Diciembre	Total
2024	0.00	3.69	7.38	20.21	47.86	25.30	16.30	12.10	6.11	0.00	0.00	0.00	138.96
2025	0.00	0.00	0.00	0.00	0.00	0.00	0.00	0.00	0.00	0.00	0.00	0.00	0.00
2026	0.00	0.00	0.00	0.00	0.00	0.00	0.00	0.00	0.00	0.00	0.00	0.00	0.00
2027	0.00	0.00	0.00	0.00	0.00	0.00	0.00	0.00	0.00	0.00	0.00	0.00	0.00
2028	0.00	0.00	0.00	0.00	0.00	0.00	0.00	0.00	0.34	3.37	0.00	0.00	3.70
2029	1.14	0.00	0.00	24.17	66.15	41.64	16.60	13.58	14.73	19.32	9.67	8.97	215.96
2030	19.79	37.27	57.12	75.42	111.00	70.89	47.24	45.34	40.86	49.90	39.21	46.54	640.58
2031	143.94	148.91	175.28	195.00	236.65	191.53	173.57	177.69	166.07	168.23	152.62	179.33	2,108.82
2032	156.57	159.98	192.26	216.39	248.45	203.77	183.47	184.25	173.51	178.00	161.05	179.32	2,237.03
2033	163.13	171.19	204.54	221.32	263.46	215.71	193.03	197.65	180.11	189.73	176.44	192.89	2,369.21
2034	183.54	191.09	220.03	243.06	284.36	230.42	207.66	208.44	193.74	202.45	186.82	210.81	2,562.42
2035	193.49	202.24	231.89	257.05	300.31	243.13	218.28	219.14	203.75	212.74	196.38	221.65	2,700.06
2036	203.38	213.92	244.22	271.54	316.78	256.40	229.34	230.37	213.92	223.72	206.56	233.03	2,843.19
2037	214.76	226.32	256.93	286.21	333.44	269.87	240.66	241.85	224.32	236.36	218.63	246.78	2,996.13
2038	227.94	240.13	377.07	397.92	444.84	384.37	367.26	374.64	348.93	362.82	343.35	385.45	4,254.73
2039	362.99	355.44	403.67	421.45	467.14	401.36	384.47	387.97	361.00	375.90	355.72	398.91	4,676.03
2040	426.80	410.71	467.24	481.01	527.21	462.34	451.19	456.07	424.04	441.38	418.76	467.02	5,433.79
2041	440.47	424.51	482.51	497.23	544.98	477.75	465.59	470.66	437.42	456.05	431.74	482.93	5,611.84
2042	455.73	439.69	498.40	514.00	563.29	493.70	480.57	485.90	450.91	470.82	445.44	498.29	5,796.75
2043	471.47	454.66	514.75	531.28	581.71	509.83	496.76	500.85	465.28	485.72	458.84	513.49	5,984.65
2044	485.84	471.08	532.67	549.35	602.03	528.31	513.36	515.11	481.07	663.68	629.94	697.42	6,669.85

4.5 Requerimientos de Energía de EDECHI

Cuadro No. 23 Requerimientos de Energía (GWh)

REQUERIMIENTO EDECHI (GWh)

Años\Meses	Enero	Febrero	Marzo	Abril	Mayo	Junio	Julio	Agosto	Septiembre	Octubre	Noviembre	Diciembre	Total
2024	23.81	26.26	29.47	35.26	38.60	32.61	35.31	34.67	32.47	13.35	12.09	13.01	326.91
2025	0.00	1.01	6.67	9.54	16.37	11.50	11.93	13.68	12.54	10.92	8.30	11.44	113.90
2026	0.00	3.04	9.42	13.87	21.34	13.12	13.70	16.15	14.46	12.52	9.49	13.98	141.10
2027	1.25	8.37	14.18	17.56	24.86	15.36	15.77	18.77	16.63	14.66	11.78	17.79	176.98
2028	5.79	12.70	17.98	22.85	31.97	26.61	27.29	23.60	36.91	36.67	30.46	33.21	306.03
2029	24.34	21.82	28.03	32.58	42.19	37.07	37.35	41.01	39.87	39.79	34.60	36.52	415.19
2030	21.97	28.58	41.73	40.49	48.46	39.32	40.97	45.73	41.82	44.03	38.56	44.13	475.79
2031	38.93	43.99	54.74	57.31	68.01	56.52	58.67	65.09	60.79	58.81	50.99	63.03	676.86
2032	43.26	46.26	61.09	65.35	69.35	58.91	62.06	65.84	62.75	61.31	53.26	61.10	710.53
2033	43.03	48.97	64.78	63.55	72.78	61.27	65.07	71.23	63.98	65.45	58.70	66.18	744.99
2034	51.73	56.89	69.99	71.56	79.57	66.04	70.41	74.40	68.88	69.67	61.07	73.43	813.63
2035	54.00	59.66	73.38	74.86	83.25	69.40	73.56	77.71	71.38	73.16	63.42	76.85	850.64
2036	56.34	62.39	76.84	78.28	87.06	72.32	76.77	81.09	74.27	76.23	65.93	80.73	888.26
2037	58.79	65.14	80.42	81.91	90.91	75.38	80.22	84.62	77.23	79.98	68.52	84.71	927.81
2038	61.86	68.47	99.28	101.51	110.92	96.44	101.69	107.87	100.93	103.24	91.56	108.71	1,152.46
2039	90.33	91.97	109.66	110.20	118.22	101.75	107.83	111.67	104.52	107.09	95.33	112.83	1,261.40
2040	99.55	100.24	118.89	119.81	128.14	111.83	118.23	121.90	114.88	117.02	104.34	122.08	1,376.91
2041	102.81	103.48	122.92	123.91	132.54	115.61	122.31	126.14	119.21	120.92	107.56	126.00	1,423.40
2042	106.18	106.80	127.04	128.11	137.04	119.50	126.49	130.51	123.41	125.10	111.14	130.27	1,471.59
2043	109.40	110.19	131.24	132.37	141.64	123.50	130.77	134.97	127.63	129.28	115.00	134.60	1,520.58
2044	112.62	113.74	135.62	136.83	146.43	127.67	135.23	139.61	131.99	169.10	152.29	167.84	1,668.98

4.6 Requerimientos de Energía de ENSA

Cuadro No. 24 Requerimientos de Energía (GWh)

REQUERIMIENTO ENSA (GWh)

Años\Meses	Enero	Febrero	Marzo	Abril	Mayo	Junio	Julio	Agosto	Septiembre	Octubre	Noviembre	Diciembre	Total
2024	144.38	128.12	154.06	160.08	177.34	163.93	163.69	158.05	143.64	59.65	55.99	69.21	1,578.14
2025	66.58	51.35	70.98	81.22	95.63	73.13	77.71	61.58	56.94	59.69	51.66	64.64	811.11
2026	65.41	49.06	71.20	84.37	104.72	102.47	99.75	97.83	88.58	91.89	75.13	84.25	1,014.65
2027	76.18	62.69	84.05	95.62	116.62	114.38	109.53	107.65	97.87	101.42	84.15	94.08	1,144.22
2028	88.52	64.67	94.92	107.30	130.15	132.63	127.06	99.53	146.59	151.50	133.03	141.33	1,417.24
2029	137.69	110.04	135.94	147.44	171.68	173.75	166.80	166.06	157.24	162.72	145.17	149.90	1,824.45
2030	144.98	126.07	162.81	165.77	188.75	186.35	180.54	180.89	168.41	177.22	159.01	168.92	2,009.72
2031	209.55	187.79	223.98	231.28	259.31	251.11	245.52	249.04	235.25	238.45	216.83	239.84	2,787.95
2032	222.22	191.34	239.20	248.41	267.06	261.38	255.74	256.49	244.04	248.38	226.20	241.65	2,902.10
2033	228.97	205.09	250.37	251.66	278.00	271.80	266.11	269.63	252.04	259.57	240.11	254.62	3,027.97
2034	247.70	222.55	264.09	269.18	293.91	284.77	279.94	280.27	265.13	271.49	249.87	271.08	3,199.97
2035	257.88	231.89	274.85	279.86	305.27	295.65	290.77	291.10	275.49	282.02	259.80	281.93	3,326.51
2036	268.23	236.79	285.80	290.73	316.84	306.74	301.80	302.13	286.04	292.75	269.92	292.96	3,450.74
2037	278.80	251.70	296.94	301.81	328.62	318.03	313.03	313.36	296.79	303.67	280.22	304.20	3,587.15
2038	289.53	260.97	309.40	313.93	341.37	330.25	325.16	328.23	311.56	318.13	295.90	325.10	3,749.53
2039	334.96	304.10	355.25	360.60	387.54	371.66	368.46	367.90	350.00	357.09	333.33	365.87	4,256.75
2040	350.80	315.58	372.73	372.26	399.95	383.56	380.28	379.73	361.32	368.59	344.18	377.71	4,406.69
2041	362.25	329.53	384.81	384.24	412.69	395.77	392.42	391.88	372.94	380.40	355.33	389.90	4,552.15
2042	373.74	340.09	396.96	396.30	425.52	408.07	404.65	404.11	384.64	392.29	366.55	402.14	4,695.06
2043	385.43	350.83	409.30	408.56	438.56	420.57	417.08	416.54	396.54	404.39	377.96	414.59	4,840.34
2044	397.30	358.30	421.84	421.02	451.82	433.28	429.72	429.18	408.64	515.94	486.73	531.04	5,284.79

5. Requerimientos mínimos de Potencia Firme y Energía

Los requerimientos mínimos de contratación tanto de potencia firme como de energía se determinan de acuerdo con lo establecido en el numeral 7 “Cuantía de la compra y Obligación a Ofertar” de la Sección I del Tomo I de las Reglas Generales de las Reglas de Compra.

5.1 *Requerimientos de Potencia Firme de EDEMET (MW):*

REQUERIMIENTO SEGÚN REGULACIÓN EDEMET (MW)

Años\Meses	Enero	Febrero	Marzo	Abril	Mayo	Junio	Julio	Agosto	Septiembre	Octubre	Noviembre	Diciembre	Max
2024	32.70	30.74	44.80	72.75	112.32	62.50	47.37	39.70	38.15	0.00	0.00	0.00	112.32
2025	0.00	0.00	0.00	0.00	0.00	0.00	0.00	0.00	0.00	0.00	0.00	0.00	0.00
2026	0.00	0.00	0.00	0.00	0.00	0.00	0.00	0.00	0.00	0.00	0.00	0.00	0.00
2027	0.00	0.00	0.00	0.00	0.00	0.00	0.00	0.00	0.00	0.00	0.00	0.00	0.00
2028	0.00	0.00	0.00	0.00	0.00	0.00	0.00	0.00	0.00	0.00	0.00	0.00	0.00
2029	0.00	0.00	0.00	0.00	27.41	0.00	0.00	0.00	0.00	0.00	0.00	0.00	27.41
2030	0.00	0.00	0.00	0.00	0.00	0.00	0.00	0.00	0.00	0.00	0.00	0.00	0.00
2031	105.37	145.46	153.31	191.24	239.41	160.12	114.61	108.73	108.40	114.35	103.32	122.73	239.41
2032	19.76	59.79	63.64	101.21	146.28	72.31	27.59	22.60	22.25	27.32	17.80	34.50	146.28
2033	30.10	74.61	76.46	118.67	167.77	86.98	36.56	31.98	31.78	37.06	27.49	44.19	167.77
2034	0.00	0.00	0.00	20.36	64.57	0.00	0.00	0.00	0.00	0.00	0.00	0.00	64.57
2035	0.00	0.00	0.00	35.79	83.46	3.78	0.00	0.00	0.00	0.00	0.00	0.00	83.46
2036	0.00	0.00	0.00	0.00	0.00	0.00	0.00	0.00	0.00	0.00	0.00	0.00	0.00
2037	0.00	0.00	0.00	0.00	0.00	0.00	0.00	0.00	0.00	0.00	0.00	0.00	0.00
2038	0.00	0.00	0.00	22.55	58.07	0.00	0.00	0.00	0.00	0.00	0.00	0.00	58.07
2039	0.00	0.00	0.00	32.95	70.98	6.70	0.00	0.00	0.00	0.00	0.00	0.00	70.98
2040	56.40	98.38	91.05	133.80	174.49	105.57	60.38	57.64	57.54	60.50	55.07	64.58	174.49
2041	61.92	107.16	98.39	144.80	188.25	114.53	65.96	63.19	63.07	66.08	60.56	70.23	188.25
2042	67.69	116.31	106.05	156.25	202.61	123.84	71.78	68.96	68.85	71.91	66.30	76.13	202.61
2043	73.63	125.75	113.96	168.12	217.53	133.46	77.79	74.92	74.81	77.92	72.21	82.22	217.53
2044	79.76	135.54	122.14	180.46	233.07	143.44	84.00	81.08	80.97	359.14	353.33	363.51	363.51

5.2 Requerimientos de Potencia Firme de EDECHI (MW):

REQUERIMIENTO SEGÚN REGULACIÓN EDECHI (MW)

Años\Meses	Enero	Febrero	Marzo	Abril	Mayo	Junio	Julio	Agosto	Septiembre	Octubre	Noviembre	Diciembre	Max
2024	34.07	33.02	39.14	36.90	44.77	38.96	35.11	47.00	43.87	25.04	26.52	24.81	47.00
2025	21.65	25.36	17.79	12.99	27.49	26.43	24.94	35.00	32.75	28.39	31.64	28.45	35.00
2026	19.08	15.99	48.59	46.61	51.28	39.84	40.11	50.57	48.99	46.92	44.34	54.98	54.98
2027	31.51	44.04	55.17	53.37	57.42	43.47	43.38	55.15	53.02	50.55	48.73	62.61	62.61
2028	14.97	28.00	38.51	37.61	41.27	25.99	27.90	22.29	46.91	45.77	43.80	57.98	57.98
2029	31.49	45.90	56.69	54.74	58.66	41.35	43.60	54.40	49.46	47.95	45.89	63.12	63.12
2030	17.97	31.81	42.59	40.41	45.29	25.94	28.47	38.75	33.38	31.91	30.13	47.78	47.78
2031	46.00	61.39	72.91	69.81	75.30	53.44	56.25	67.32	60.84	59.33	57.52	77.59	77.59
2032	28.06	42.65	53.23	50.25	55.29	34.24	38.48	47.19	40.64	39.36	37.85	57.32	57.32
2033	29.94	45.91	57.20	53.80	59.33	35.85	41.04	49.94	42.27	42.46	39.49	61.25	61.25
2034	11.00	25.44	35.49	32.15	37.24	16.59	20.69	28.45	21.12	21.48	18.72	38.93	38.93
2035	12.46	28.10	38.89	35.06	40.70	19.52	22.84	30.83	22.56	24.40	20.12	42.45	42.45
2036	0.00	6.16	15.35	11.95	16.86	0.00	1.53	8.04	0.64	2.63	0.00	18.29	18.29
2037	0.00	8.50	18.27	14.51	19.82	0.29	3.51	10.05	1.85	4.46	0.00	21.29	21.29
2038	0.00	0.00	20.68	17.56	21.87	6.31	8.78	13.81	7.03	9.56	6.11	22.99	22.99
2039	2.13	14.70	22.98	19.53	24.19	7.78	10.22	15.37	7.94	11.01	8.02	25.35	25.35
2040	13.21	26.64	35.43	31.64	36.68	19.35	21.80	27.05	18.96	22.66	19.38	37.87	37.87
2041	14.25	28.59	37.89	33.77	39.18	20.82	23.36	28.71	20.71	24.20	20.78	40.40	40.40
2042	15.35	30.61	40.47	35.99	41.79	22.38	24.99	30.44	22.31	25.84	22.32	43.05	43.05
2043	16.49	32.72	43.15	38.29	44.51	24.01	26.67	32.25	23.68	27.55	24.01	45.80	45.80
2044	17.68	34.92	45.96	40.69	47.36	25.73	28.44	34.13	25.41	84.33	80.77	103.69	103.69

5.3 Requerimiento de Potencia Firme de ENSA (MW):

REQUERIMIENTO SEGÚN REGULACIÓN ENSA (MW)

Años\Meses	Enero	Febrero	Marzo	Abril	Mayo	Junio	Julio	Agosto	Septiembre	Octubre	Noviembre	Diciembre	Max
2024	133.35	134.47	176.88	42.14	53.55	86.98	75.37	74.14	60.82	16.28	0.00	0.00	176.88
2025	27.45	0.00	1.87	8.38	8.08	56.92	18.47	3.68	16.77	21.18	6.02	5.58	56.92
2026	0.00	0.00	71.02	84.12	108.47	115.43	112.14	107.35	92.79	102.90	77.43	91.86	115.43
2027	80.59	57.24	94.29	107.75	132.82	141.62	133.50	128.57	113.56	123.97	97.74	112.61	141.62
2028	21.97	0.00	34.49	46.78	69.58	77.75	70.32	5.82	118.11	127.63	103.66	117.24	127.63
2029	104.90	83.00	117.76	130.40	153.85	163.46	155.82	151.18	137.08	146.87	122.20	136.18	163.46
2030	55.20	35.51	66.76	78.11	100.28	101.51	94.73	90.61	78.08	86.77	64.87	77.79	101.51
2031	190.42	170.19	202.28	213.95	236.71	238.41	231.44	227.21	214.33	223.27	200.76	213.51	238.41
2032	120.11	85.14	130.56	140.82	160.86	162.30	156.17	152.44	141.11	148.97	129.16	140.39	162.30
2033	133.83	115.56	144.56	155.10	175.66	176.86	170.57	166.75	155.12	163.19	142.86	154.38	176.86
2034	57.19	41.56	66.36	75.37	92.97	93.99	88.61	85.34	75.39	82.29	64.91	74.76	93.99
2035	69.06	53.02	78.47	87.72	105.77	106.82	101.30	97.94	87.74	94.82	76.98	87.09	106.82
2036	0.00	0.00	0.00	1.04	15.86	16.72	12.19	9.43	1.06	6.87	0.00	0.52	16.72
2037	0.00	0.00	3.49	11.28	26.48	27.37	22.71	19.89	11.30	17.26	2.24	10.75	27.37
2038	0.00	0.00	0.00	0.00	0.00	0.00	0.00	0.00	0.00	0.00	0.00	0.00	0.00
2039	0.00	0.00	0.00	101.19	113.18	113.88	110.21	107.98	101.21	105.91	94.06	100.77	113.88
2040	96.58	75.12	102.99	109.28	121.57	122.29	118.53	116.25	109.30	114.12	101.97	108.85	122.29
2041	104.49	93.30	111.06	117.51	130.11	130.85	126.99	124.65	117.53	122.47	110.02	117.07	130.85
2042	112.53	101.06	119.26	125.88	138.79	139.54	135.59	133.19	125.89	130.96	118.20	125.43	139.54
2043	120.71	108.96	127.61	134.39	147.61	148.39	144.34	141.88	134.40	139.59	126.51	133.92	148.39
2044	129.02	105.37	136.09	143.03	156.58	157.37	153.22	150.71	143.05	368.36	354.97	362.56	368.36

5.4 Requerimiento de Energía de EDEMET (GWh):

REQUERIMIENTO SEGÚN REGULACIÓN EDEMET (GWh)

Años\Meses	Enero	Febrero	Marzo	Abril	Mayo	Junio	Julio	Agosto	Septiembre	Octubre	Noviembre	Diciembre	Total
2024	0.00	3.69	7.38	20.21	47.86	25.30	16.30	12.10	6.11	0.00	0.00	0.00	138.96
2025	0.00	0.00	0.00	0.00	0.00	0.00	0.00	0.00	0.00	0.00	0.00	0.00	0.00
2026	0.00	0.00	0.00	0.00	0.00	0.00	0.00	0.00	0.00	0.00	0.00	0.00	0.00
2027	0.00	0.00	0.00	0.00	0.00	0.00	0.00	0.00	0.00	0.00	0.00	0.00	0.00
2028	0.00	0.00	0.00	0.00	0.00	0.00	0.00	0.00	0.00	0.00	0.00	0.00	0.00
2029	0.00	0.00	0.00	0.00	0.00	0.00	0.00	0.00	0.00	0.00	0.00	0.00	0.00
2030	0.00	0.00	0.00	0.00	0.00	0.00	0.00	0.00	0.00	0.00	0.00	0.00	0.00
2031	5.91	21.16	29.17	49.48	80.98	48.59	27.71	29.83	26.87	26.84	16.54	29.11	392.19
2032	0.00	0.00	0.00	17.00	35.21	8.01	0.00	0.00	0.00	0.00	0.00	0.00	60.22
2033	0.00	0.00	0.00	16.74	44.73	14.85	0.00	0.00	0.00	0.00	0.00	0.00	76.32
2034	0.00	0.00	0.00	0.00	3.61	0.00	0.00	0.00	0.00	0.00	0.00	0.00	3.61
2035	0.00	0.00	0.00	0.00	12.05	0.00	0.00	0.00	0.00	0.00	0.00	0.00	12.05
2036	0.00	0.00	0.00	0.00	0.00	0.00	0.00	0.00	0.00	0.00	0.00	0.00	0.00
2037	0.00	0.00	0.00	0.00	0.00	0.00	0.00	0.00	0.00	0.00	0.00	0.00	0.00
2038	0.00	0.00	0.00	0.00	8.32	0.00	0.00	0.00	0.00	0.00	0.00	0.00	8.32
2039	0.00	0.00	0.00	2.50	19.21	0.00	0.00	0.00	0.00	0.00	0.00	0.00	21.70
2040	18.77	33.59	35.51	50.96	67.41	40.34	21.77	20.72	19.21	21.34	17.87	24.45	371.94
2041	21.88	37.49	39.46	55.88	73.13	44.71	25.06	24.02	22.50	24.81	21.12	28.19	418.25
2042	25.50	41.84	43.84	61.18	79.20	49.43	28.75	27.78	25.73	28.22	24.33	31.79	467.59
2043	29.01	46.08	48.15	66.46	85.21	54.11	32.43	31.41	29.13	31.77	27.63	35.51	516.90
2044	32.56	50.59	52.75	71.95	91.61	59.17	36.28	35.12	32.75	199.10	188.98	209.23	1,060.09

5.5 Requerimiento de Energía de EDECHI (GWh):

REQUERIMIENTO SEGÚN REGULACIÓN EDECHI (GWh)

Años\Meses	Enero	Febrero	Marzo	Abril	Mayo	Junio	Julio	Agosto	Septiembre	Octubre	Noviembre	Diciembre	Total
2024	23.81	26.26	29.47	35.26	38.60	32.61	35.31	34.67	32.47	13.35	12.09	13.01	326.91
2025	0.00	1.01	6.67	9.54	16.37	11.50	11.93	13.68	12.54	10.92	8.30	11.44	113.90
2026	0.00	0.00	0.00	3.53	10.46	3.06	3.23	5.66	4.30	2.21	0.12	3.92	36.50
2027	0.00	0.00	3.61	6.91	13.63	4.98	5.01	7.99	6.21	4.07	2.17	7.44	62.03
2028	0.00	0.00	0.00	0.93	8.88	5.29	5.19	1.46	15.50	14.94	10.73	11.93	74.85
2029	3.72	2.35	5.72	10.07	18.46	15.15	14.64	18.29	17.88	17.47	14.31	14.63	152.68
2030	0.00	0.00	7.39	5.77	11.92	5.60	6.01	10.73	7.95	9.60	7.18	10.24	82.39
2031	6.51	13.24	19.56	21.73	30.55	21.88	22.74	29.04	25.88	23.31	18.73	28.17	261.32
2032	0.00	4.28	13.04	16.68	18.05	11.45	12.77	16.39	14.73	12.64	9.02	13.24	142.29
2033	0.00	5.97	15.50	13.59	20.13	12.53	14.35	20.30	14.47	15.42	13.27	16.83	162.35
2034	0.00	1.79	6.84	7.50	12.00	3.47	5.27	8.89	5.12	5.30	2.64	9.84	68.65
2035	0.00	3.04	8.52	9.03	13.81	5.14	6.56	10.28	6.00	6.96	3.42	11.54	84.30
2036	0.00	0.00	0.00	0.00	1.43	0.00	0.00	0.00	0.00	0.00	0.00	0.00	1.43
2037	0.00	0.00	0.00	0.00	2.98	0.00	0.00	0.00	0.00	0.00	0.00	1.58	4.55
2038	0.00	0.00	1.01	1.53	5.50	0.00	0.00	4.98	1.25	2.68	0.69	8.82	26.45
2039	0.00	4.60	8.87	7.59	10.02	1.71	3.20	5.90	1.83	3.55	1.74	9.99	59.00
2040	5.33	10.58	15.34	14.33	16.91	9.02	10.62	13.01	9.07	10.83	8.44	16.45	139.94
2041	6.02	11.52	16.55	15.49	18.22	9.97	11.65	14.07	10.27	11.88	9.29	17.68	152.62
2042	6.83	12.53	17.85	16.75	19.62	11.01	12.75	15.25	11.34	12.95	10.21	18.97	166.06
2043	7.59	13.53	19.14	17.99	21.02	12.06	13.87	16.42	12.32	14.05	11.23	20.29	179.50
2044	8.37	14.59	20.48	19.29	22.47	13.17	15.05	17.64	13.49	50.73	45.69	50.35	291.31

5.6 Requerimiento de Energía de ENSA (GWh):

REQUERIMIENTO SEGÚN REGULACIÓN ENSA (GWh)

Años\Meses	Enero	Febrero	Marzo	Abril	Mayo	Junio	Julio	Agosto	Septiembre	Octubre	Noviembre	Diciembre	Total
2024	144.38	128.12	154.06	160.08	177.34	163.93	163.69	158.05	143.64	59.65	55.99	69.21	1,578.14
2025	66.58	51.35	70.98	81.22	95.63	73.13	77.71	61.58	56.94	59.69	51.66	64.64	811.11
2026	34.06	20.25	38.07	51.47	69.72	68.92	66.39	64.46	56.64	59.44	44.52	50.85	624.79
2027	43.95	33.08	50.00	61.81	80.64	79.90	75.24	73.35	65.05	68.07	52.69	59.75	743.52
2028	22.29	3.82	24.96	37.80	56.21	61.76	56.60	29.04	79.13	82.96	68.37	70.79	593.72
2029	69.65	47.52	64.06	76.04	95.72	100.94	94.40	93.63	87.94	92.30	78.74	77.42	978.37
2030	40.14	29.74	52.05	55.75	71.71	74.17	68.99	69.30	61.63	68.72	56.65	57.24	706.09
2031	101.88	88.86	110.23	118.29	139.11	135.89	130.96	134.44	125.59	127.02	111.70	125.15	1,449.11
2032	74.81	55.89	83.47	93.72	102.49	103.64	98.89	99.59	93.90	95.83	82.28	84.62	1,069.15
2033	77.64	66.04	90.50	92.86	109.06	109.87	105.09	108.56	97.91	102.96	92.36	93.42	1,146.25
2034	53.54	44.15	58.98	65.44	77.15	77.01	73.36	73.61	67.38	70.55	60.31	64.26	785.74
2035	58.63	48.82	64.36	70.78	82.83	82.45	78.77	79.03	72.56	75.82	65.27	69.69	849.02
2036	22.93	11.39	26.64	33.31	42.98	44.24	40.79	41.03	36.20	38.88	30.42	31.66	400.45
2037	27.16	20.48	31.11	37.75	47.69	48.76	45.28	45.52	40.49	43.24	34.54	36.15	458.17
2038	0.00	0.00	0.00	0.00	5.23	8.06	4.79	7.75	4.89	6.52	1.94	4.37	43.56
2039	26.22	20.42	29.08	36.61	42.86	41.29	39.95	39.29	35.54	37.57	31.90	37.00	417.72
2040	34.28	24.75	38.35	40.11	46.59	44.86	43.50	42.83	38.94	41.02	35.15	40.55	470.92
2041	37.82	31.42	42.07	43.78	50.49	48.60	47.22	46.55	42.50	44.64	38.58	44.31	517.98
2042	41.26	34.59	45.71	47.40	54.34	52.29	50.89	50.22	46.01	48.20	41.94	47.98	560.85
2043	44.77	37.81	49.42	51.08	58.25	56.04	54.62	53.95	49.58	51.83	45.36	51.71	604.43
2044	48.33	37.65	53.18	54.82	62.23	59.85	58.41	57.74	53.21	154.78	146.02	159.31	945.52

6. Acto de Contratación Programado

6.1 Contratación de Corto Plazo (2025 - 2030):

Para el mes de diciembre del año 2024 se tiene programado realizar una licitación de corto plazo, de cinco (5) años, cuyo periodo de suministro comprende desde 1 de marzo 2025 hasta el 28 de febrero de 2030, para las empresas de distribución EDEMET / EDECHI / ENSA.

Los montos a licitar serán definidos por parte de la Secretaría Nacional de Energía, de acuerdo a los niveles de contratación de las distribuidoras.

6.2 Contratación de Corto Plazo (Preliminar):

Para finales de julio del año 2025, se estaría programando una licitación de corto plazo, sujeto a la definición de los contratos con Coal Power y Enfragen.

6.3 Contratación de Largo Plazo (Preliminar):

Para finales de noviembre del año 2025, se estaría programando una licitación de largo plazo. Con esta licitación se buscaría contratar potencia y energía para un periodo de diez (10) años, para las empresas de distribución EDEMET / EDECHI / ENSA.

7. Comentarios Realizados al Informe Preliminar de Contratación por parte de las Empresas Distribuidoras

- ✓ El Contrato No. 14-14 y No. 15-14, suscrito por EDEMET y EDECHI respectivamente, con la empresa Coal Power, S.A. Como parte del Comité Consultivo hemos indicado en los comentarios a los pliegos que el requerimiento no considera dichos contratos. En fecha reciente hemos recibidos comunicaciones por parte de La ASEP (DSAN No. 1084, DSAN No. 1109 y DSAN No. 1085), en donde se evidencia que los contratos con Coal Power, S.A. están vigentes por lo que es necesaria su inclusión en los requerimientos.
- ✓ El Contrato DME- 006-13 NAVITAS INTERNACIONAL, S.A, se encuentra pendiente por definir por la ASEP y se incluye dentro del nivel de contratación a partir del 1 de enero de 2026.
- ✓ El Contrato DME-005-15 Alternegy, S.A. luego de su última Enmienda (Enmienda #7) se excluye de la modalidad de Energía y Potencia y se fracciona en dos contratos porque su Energía no está asociada a la Potencia firme contratada.
- ✓ El Contrato DME-006-14 Coal Power se encuentra pendiente por definir por la ASEP y se incluye dentro del nivel de contratación a partir del 1 de enero de 2026.